

Holding of Specified Securities

with PAN

Annexure - I

1. Name of Listed Entity:	Rama Pulp and Papers Limited		
2. Scrip Code/Name of Scrip/Class of Security	502587	RAMAPUL	Equity Shares
3. Share Holding Pattern Filed under: Reg. 31(1)(a)/Reg. 31(1)(b)/Reg.31(1)(c)			
a. If under 31(1)(b) then indicate the report for Pre-Merger	PRE MERGER		
b. If under 31(1)(c) then indicate date of allotment/extinguishment	N.A.		
4. Declaration: The Listed entity is required to submit the following declaration to the extent of submission of information:-			

	Particulars	Yes*	No*
1	Whether the Listed Entity has issued any partly paid up shares?		No*
2	Whether the Listed Entity has issued any Convertible Securities or Warrants?		No*
3	Whether the Listed Entity has any shares against which depository receipts are issued?		No*
4	Whether the Listed Entity has any shares in locked-in?		No*
5	Whether any shares held by promoters are pledge or otherwise encumbered?	Yes*	

* If the Listed Entity selects the option 'No' for the questions above, the columns for the partly paid up shares, Outstanding Convertible Securities/Warrants, depository receipts, locked-in shares, No of shares pledged or otherwise encumbered by promoters, as applicable, shall not be displayed at the time of dissemination on the Stock Exchange website. Also wherever there is 'No' declared by Listed Entity in above table the values will be considered as 'Zero' by default on submission of the format of holding of specified securities.




Table I - SUMMARY STATEMENT HOLDING OF SPECIFIED SECURITIES

Category (I)	Category of shareholder (II)	No.s of Share holders (III)	No. of fully paid up equity Share held (IV)	No.s of Partly paid-up equity Share held (V)	No. of shares underlying Depository Receipts (VI)	Total nos. shares held (VII)= (IV)+(V)+(VI)	Shareholding as a % of total no. of shares (calculated as per SCRR, 1957) (VIII) As a % of (A+B+C2)	Number of Voting Rights held in each class of securities (IX)			No. of Shares Underlying Outstanding convertible securities (including Warrants) (X)	Shareholding, as a % assuming full conversion of convertible securities(as a % of diluted share capital) (XI)=(VII)+(X) As a % of (A+B+C2)	Number of Locked in shares (XII)		Number of Shares pledged or otherwise encumbered (XIII)		Number of equity shares held in dematerialized form (XIV)
								No of Voting Rights		Total as a % of (A+B+C)			No. (a)	As a % of total shares held (b)	No. (a)	As a % of total shares held (b)	
								Class Equity x	Class Others y								
(A)	Promoter & Promoter Group	3	2668059	0	0	2668059	24.26	2668059	0	2668059	24.26	0	0.0000	405000	15.18	2668059	
(B)	Public	5410	8331941	0	0	8331941	75.74	8331941	0	8331941	75.74	0	0.0000	0	0.00	8002047	
(C)	Non Promoter-Non Public	0	0	0	0	0	0	0	0	0	0.0000	0	0.0000	0	0	0	
(C1)	Shares underlying DRs	0	0	0	0	0	0	0	0	0	0.0000	0	0.0000	0	0	0	
(C2)	Shares held by Employee Trusts	0	0	0	0	0	0	0	0	0	0.0000	0	0.0000	0	0	0	
	Total	5413	11000000	0	0	11000000	100	#####		11000000	100			405000	3.68	10670106	



Table II - STATEMENT SHOWING SHAREHOLDING PATTERN OF THE PROMOTER AND PROMOTER GROUP

Category & Name of the shareholders (I)	PAN (II)	No of Share holders (III)	No of fully paid up equity Shares held (IV)	Partly paid-up equity Share held (V)	No. of shares underlying Depository Receipts (VI)	Total nos. shares held (VII)= (IV)+(V)+(VI)	Shareholding % calculated as per SCRR,1957 As a % of (A+B+C2) (VIII)	Number of Voting Rights held in each class of securities (IX)			No. of Shares Underlying Outstanding convertible securities (including Warrants) (X)	Shareholding, as a % assuming full conversion of convertible securities(as a % of diluted share capital) (XI)=(VII)+(X) As a % of (A+B+C2)	Number of Locked in shares (XII)		Number of Shares pledged or otherwise encumbered (XIII)		Number of equity shares held in dematerialized form (XIV)	
								No of Voting Rights		Total as a % of (A+B+C)			No. (a)	As a % of total shares held (b)	No. (a)	As a % of total shares held (b)		
								Class Equity x	Class Others y									Total
1 Indian																		
(a) Individuals/Hindu undivided Family																		
Total			0	0	0	0	0.0000	0	0	0	0.0000	0	0.0000	0	0.0000	0	0.0000	0
(b) Central Government/State Government(s)																		
Total			0	0	0	0	0.0000	0	0	0	0.0000	0	0.0000	0	0.0000	0	0.0000	0
(c) Financial Institutions/Banks																		
Total			0	0	0	0	0.0000	0	0	0	0.0000	0	0.0000	0	0.0000	0	0.0000	0
(d) Any Other																		
Akash Farms Pvt.Ltd.	AADCA3303J	1	2474494			2474494	22.50	2474494		2474494	22.50					300000	11.24	2474494
Jeevan Farms Pvt.Ltd.	AABCJ0251E	1	129315			129315	1.18	129315		129315	1.18					105000	3.94	129315
Prabha Farms Pvt.Ltd.	AACCP3782D	1	64250			64250	0.58	64250		64250	0.58							64250
Total		3	2668059			2668059	24.26	2668059		2668059	24.26					405000	15.18	2668059
Sub-Total (A)(1)		3	2668059			2668059	24.26	2668059		2668059	24.26					405000	15.18	2668059
2 Foreign																		
(a) Individuals(Non-Resident Individuals/Foreign Individuals)																		
Total			0	0	0	0	0.0000	0	0	0	0.0000	0	0.0000	0	0.0000	0	0.0000	0
(b) Government																		
Total			0	0	0	0	0.0000	0	0	0	0.0000	0	0.0000	0	0.0000	0	0.0000	0
(c) Institutions																		
Total			0	0	0	0	0.0000	0	0	0	0.0000	0	0.0000	0	0.0000	0	0.0000	0
(d) Foreign Portfolio Investor																		
Total			0	0	0	0	0.0000	0	0	0	0.0000	0	0.0000	0	0.0000	0	0.0000	0
Sub-Total (A)(2)			0	0	0	0	0.0000	0	0	0	0.0000	0	0.0000	0	0.0000	0	0.0000	0
Total Shareholding of Promoter and Promoter Group (A) = (A)(1)+(A)(2)			3	2668059		2668059	24.26	2668059		2668059	24.26	0	0.0000	0	0.0000	405000	3.68	2668059

Details of Shares which remain unclaimed may be given hear along with details such as number of shareholders, outstanding shares held in demat/unclaimed suspense account, voting rights which are frozen etc.

Note:
 (1) PAN would not be displayed on website of Stock Exchange(s).
 (2) The term "Encumbrance" has the same meaning as assigned under regulation 28(3) of SEBI (Substantial Acquisition of Shares and Takeovers) Regulations, 2011.



Table III - STATEMENT SHOWING SHAREHOLDING PATTERN OF THE PUBLIC SHAREHOLDER

Category & Name of the shareholders (I)	PAN (II)	No. s of Share holders (III)	No. of fully paid up equity Share held (IV)	Partly paid-up equity Share held (V)	No. s of shares underlying Depository Receipts (VI)	Total nos. shares held (VII)= (IV)+(V)+(VI)	Shareholding % calculated as per SCRR,1957 As a % of (A+B+C2) (VIII)	Number of Voting Rights held in each class of securities (IX)			No. of Shares Underlying Outstanding convertible securities (including Warrants) (X)	Total Shareholding, as a % assuming full conversion of convertible securities(as a percentage of diluted share capital) (XI)=(VII)+(X) As a % of (A+B+C2)	Number of Locked in shares (XII)		Number of Shares pledged or encumbered (XIII)		Number of equity shares held in dematerialized form (XIV)	
								No of Voting Rights		Total as a % of Total Voting Rights			No (a)	As a % of total shares held (b)	No (Not applicable) (a)	As a % of total shares held (b)		
								Class Equity x	Class Others y									Total
1 Institutions																		
(a) Mutual Funds		6	11400	0	0	11400	0.10	11400	0	11400	0.10	0	0.10	0	0	0	0	
(b) Venture Capital Funds		0	0	0	0	0	0	0	0	0	0	0	0	0	0	0	0	
(c) Alternate Investment Funds		0	0	0	0	0	0	0	0	0	0	0	0	0	0	0	0	
(d) Foreign Venture Capital Investors		0	0	0	0	0	0	0	0	0	0	0	0	0	0	0	0	
(e) Foreign Portfolio Investors		0	0	0	0	0	0	0	0	0	0	0	0	0	0	0	0	
(f) Financial Institution/Banks		0	0	0	0	0	0	0	0	0	0	0	0	0	0	0	0	
(g) Insurance Companies		0	0	0	0	0	0	0	0	0	0	0	0	0	0	0	0	
(h) Provident Funds/ Pension Funds		0	0	0	0	0	0	0	0	0	0	0	0	0	0	0	0	
SUB TOTAL (B)(1)		6	11400	0	0	11400	0.10	11400	0	11400	0.10	0	0.10	0	0	0	0	
2 Central / State government(s)																		
(a) Central Government/ State Government(s)/President of India		0	0	0	0	0	0	0	0	0	0	0	0	0	0	0	0	
SUB TOTAL (B)(2)		0	0	0	0	0	0	0	0	0	0	0	0	0	0	0	0	
3 Non-institutions																		
(a) Individuals - i. Individual shareholders holding nominal share capital up to Rs. 2 lakhs.		5198	3164101	0	0	3164101	28.76	3164101	0	3164101	28.76	0	28.76	0	0.0000	0	0	3029257
(a) INDIVIDUAL - ii. Individual shareholders holding nominal share capital in excess of Rs. 2 lakhs.		35	1498082	0	0	1498082	13.62	1498082	0	1498082	13.62	0	13.62	0	0.0000	0	0	1460082
Devika Anand	ADWPD0157	1	169982	0	0	169982	1.55	169982	0	169982	1.55	0	1.55	0	0	0	0	169982
Mansukhlal Amritlal Sanghraika	AAFA3793Q	1	170000	0	0	170000	1.55	170000	0	170000	1.55	0	1.55	0	0	0	0	170000
(b) NBFCs registered with RBI		1	500	0	0	500	0	500	0	500	0	0	0	0	0	0	0	500
(c) Employee Trusts		0	0	0	0	0	0	0	0	0	0	0	0	0	0	0	0	0
(d) Overseas Depositories (holding DRs) (balancing figure)		0	0	0	0	0	0	0	0	0	0	0	0	0	0	0	0	0
(e) Any Other		163	3657858	0	0	3657858	33.25	3657858	0	3657858	33.25	0	33.25	0	0	0	0	3512208
Angel Holding Pvt.Ltd.	AAHCA6736D	1	144939	0	0	144939	1.32	144939	0	144939	1.32	0	1.32	0	0	0	0	144939
Ennar Star Trade Limited	AAACA8269L	1	549748	0	0	549748	5.00	549748	0	549748	5.00	0	5.00	0	0	0	0	549748
Mayo Farms Pvt.Ltd	AACCM7653C	1	1257984	0	0	1257984	11.44	1257984	0	1257984	11.44	0	11.44	0	0	0	0	1257984
Riman Concrete Pvt.Ltd	AADCR4006K	1	342237	0	0	342237	3.11	342237	0	342237	3.11	0	3.11	0	0	0	0	342237
Tapovan Farms Pvt.Ltd	AABCT5092K	1	691000	0	0	691000	6.28	691000	0	691000	6.28	0	6.28	0	0	0	0	691000
SUB TOTAL (B)(3)		5397	8320541	0	0	8320541	75.64	8320541	0	8320541	75.64	0	75.64	0	0	0	0	8002047
Total Public Shareholding (B) = (B)(1)+(B)(2)+(B)(3)		5403	8331941	0	0	8331941	75.74	8331941	0	8331941	75.74	0	75.74	0	0	0	0	8002047

Details of the shareholders acting as persons in Concert including their Shareholding (No. and %): 0
 Details of Shares which remain unclaimed may be given hear along with details such as number of shareholders, outstanding shares held in demat/unclaimed suspense account, voting rights which are frozen etc.
 Note:
 (1) PAN would not be displayed on website of Stock Exchange(s).
 (2) The above format needs to be disclosed along with the name of following persons:
 Institutions/Non Institutions holding more than 1% of total number of shares.



Table IV - STATEMENT SHOWING SHAREHOLDING PATTERN OF THE NON PROMOTER - NON PUBLIC SHAREHOLDER

Category & Name of the shareholders (I)	PAN (II)	No. of Share holders (III)	No. of fully paid up equity Share held (IV)	Partly paid-up equity Share held (V)	No.s of shares underlying Depository Receipts (VI)	Total no. shares held (VII)= (IV)+(V)+(VI)	Shareholding % calculated as per SCRR, 1957 As a % of (A+B+C2) (VIII)	Number of Voting Rights held in each class of securities (IX)			No. of Shares Underlying Outstanding convertible securities (including Warrants) (X)	Total Shareholding, as a % assuming full conversion of convertible securities (as a % of diluted share capital) (XI)=(VII)+(X) As a % of (A+B+C2)	Number of Locked in shares (XII)		Number of Shares pledged or otherwise encumbered (XIII)		Number of equity shares held in dematerialized form (XIV)
								No of Voting Rights		Total as a % of (A+B+C)			No. (a)	As a % of total shares held (b)	No. (Not applicable) (a)	As a % of total shares held (Not applicable)	
								Class Equity x	Class Others y								
1 Custodian/DR Holder		0	0	0	0	0	0.0000	0	0	0	0.0000	0	0.0000	0	0.0000	0	0
2 Employee Benefit Trust (under SEBI (Share based Employee Benefit) Regulations, 2014)		0	0	0	0	0	0.0000	0	0	0	0.0000	0	0.0000	0	0.0000	0	0
Total Non Promoter- Non Public Shareholding (C)=(C)(1)+(C)(2)		0	0	0	0	0	0.0000	0	0	0	0.0000	0	0.0000	0	0.0000	0	0

Note
 (1) PAN would not be displayed on website of Stock Exchange(s).
 (2) The above format needs to disclose name of all holders holding more than 1% of total number of shares.
 (3) W.r.t. the information pertaining to Depository Receipts, the same may be disclosed in the respective columns to the extent information available.



For NATH INDUSTRIAL CHEMICALS LTD.

For NATH PULP & PAPER MILLS LTD.

RAMESH PHADATARE
 DGM - LEGAL
 For NATH PULP & PAPER MILLS LTD.

For RAMA PULP & PAPERS LTD.

RAMESH PHADATARE
 DGM - LEGAL

RAMESH PHADATARE
 AUTHORIZED SIGNATORY

Holding of Specified Securities

Annexure - I

With PAN

1. Name of Listed Entity: NATH PULP & PAPER MILLS LTD
 2. Scrip Code/Name of Scrip/Class of Security | 502407
 3. Share Holding Pattern Filed under: Reg. 31(1)(a)/Reg. 31(1)(b)/Reg.31(1)(c)
 a. If under 31(1)(b) then indicate the report for Quarter ending **Pre Merger**
 b. If under 31(1)(c) then indicate date of allotment/extinguishment
 4. Declaration: The Listed entity is required to submit the following declaration to the extent of submission of information:-

	Particulars	Yes*	No*
1	Whether the Listed Entity has issued any partly paid up shares?		
2	Whether the Listed Entity has issued any Convertible Securities or Warrants?		
3	Whether the Listed Entity has any shares against which depository receipts are issued?		
4	Whether the Listed Entity has any shares in locked-in?		
5	Whether any shares held by promoters are pledge or otherwise encumbered?		

* If the Listed Entity selects the option 'No' for the questions above, the columns for the partly paid up shares, Outstanding Convertible Securities/Warrants, depository receipts, locked-in shares, No of shares pledged or otherwise encumbered by promoters, as applicable, shall not be displayed at the time of dissemination on the Stock Exchange website. Also wherever there is 'No' declared by Listed Entity in above table the values will be considered as 'Zero' by default on submission of the format of holding of specified securities.



Table I - SUMMARY STATEMENT HOLDING OF SPECIFIED SECURITIES

Category (I)	Category of shareholder (II)	No.s of Share holders (III)	No. of fully paid up equity Share held (IV)	No.s of Partly paid-up equity Share held (V)	No. of shares underlying Depository Receipts (VI)	Total nos. shares held (VII)= (IV)+(V)+(VI)	Shareholding as a % of total no. of shares (calculated as per SCRR,1957) (VIII) As a % of (A+B+C2)	Number of Voting Rights held in each class of securities (IX)			No. of Shares Underlying Outstanding convertible securities (including Warrants) (X)	Shareholding, as a % assuming full conversion of convertible securities(as a % of diluted share capital) (XI)=(VII)+(X) As a % of (A+B+C2)	Number of Locked in shares (XII)		Number of Shares pledged or otherwise encumbered (XIII)		Number of equity shares held in dematerialized form (XIV)	
								No of Voting Rights		Total as a % of (A+B+C)			No. (a)	As a % of total shares held (b)	No. (a)	As a % of total shares held (b)		
								Class Equity x	Class Others y									Total
(A)	Promoter & Promoter Group	14	6093779	0	0	6093779	67.7086	6093779	0	6093779	67.7086	0	67.7086	0	0.0000	3201600	51.9000	6038858
(B)	Public	26129	2906221	0	0	2906221	32.2913	2906221	0	2906221	32.2913	0	32.2913	0	0.0000	NA	NA	2758869
(C)	Non Promoter-Non Public	0	0	0	0	0	0	0	0	0	0.0000	0	0.0000	0	0.0000	NA	NA	0
(C1)	Shares underlying DRs	0	0	0	0	0	NA	0	0	0	0.0000	0	0.0000	0	0.0000	NA	NA	0
(C2)	Shares held by Employee Trusts	0	0	0	0	0	0	0	0	0	0.0000	0	0.0000	0	0.0000	NA	NA	0
	Total	26143	9000000	0	0	9000000		9000000	0	9000000	100.0000	0	100.0000	0	0.0000			8797727



Table II - STATEMENT SHOWING SHAREHOLDING PATTERN OF THE PROMOTER AND PROMOTER GROUP

Category & Name of the shareholders (I)	PAN (II)	No of Share holders (III)	No of fully paid up equity Shares held (IV)	Partly paid-up equity Share held (V)	No. of shares underlying Depository Receipts (VI)	Total nos. shares held (VII)=(IV)+(V)+(VI)	Shareholding % calculated as per SCRR,1957 As a % of (A+B+C2) (VIII)	Number of Voting Rights held in each class of securities (IX)			No. of Shares Underlying Outstanding convertible securities (including Warrants) (X)	Shareholding, as a % assuming full conversion of convertible securities (as a % of diluted share capital) (XI)=(VII)+(X) As a % of (A+B+C2)	Number of Locked in shares (XII)		Number of Shares pledged or otherwise encumbered (XIII)		Number of equity shares held in dematerialized form (XIV)	
								No of Voting Rights		Total as a % of (A+B+C)			No. (a)	As a % of total shares held (b)	No. (a)	As a % of total shares held (b)		
								Class Equity x	Class Others y									Total
1 Indian																		
(a) Individuals/Hindu undivided Family																		
NANDKISHOR LAXMINARAYAN KAGLIWAL	AAGPK2869M	1	550	0	0	550	0.0061	550	0	550	0.0061	0	0.0061	0	0.0000	0	0.0000	0
JEEVANLATA NANDKISHOR KAGLIWAL	ACBPK7779H	1	67	0	0	67	0.0007	67	0	67	0.0007	0	0.0007	0	0.0000	0	0.0000	0
SUBHASH KAGLIWAL	AAQPK9621H	1	50	0	0	50	0.0006	50	0	50	0.0006	0	0.0006	0	0.0000	0	0.0000	0
AAKASH KAGLIWAL	ALEPK4884D	1	52	0	0	52	0.0006	52	0	52	0.0006	0	0.0006	0	0.0000	0	0.0000	0
ASHU KAGLIWAL	AFVPJ7968J	1	2	0	0	2	0.0000	2	0	2	0.0000	0	0.0000	0	0.0000	0	0.0000	0
ANIL NARAYAN KAGLIWAL	AGZPK0668B	1	50	0	0	50	0.0006	50	0	50	0.0006	0	0.0006	0	0.0000	0	0.0000	0
Total		6	771	0	0	771	0.0086	771	0	771	0.0086	0	0.0086	0	0.0000	0	0.0000	0
(b) Central Government/State Government(s)																		
Total		0	0	0	0	0	0.0000	0	0	0	0.0000	0	0.0000	0	0.0000	0	0.0000	0
(c) Financial Institutions/Banks																		
Total		0	0	0	0	0	0.0000	0	0	0	0.0000	0	0.0000	0	0.0000	0	0.0000	0
(d) Any Other (GROUP COMPANIES)																		
NATH CAPITAL & FINANCIAL SERVICES LTD	AAACN1604J	1	1648	0	0	1648	0.0183	1648	0	1648	0.0183	0	0.0183	0	0.0000	0	0.0000	0
PARESH FARMS PVT LTD	AACCP3783C	1	52502	0	0	52502	0.5833	52502	0	52502	0.5833	0	0.5833	0	0.0000	0	0.0000	0
JEEVAN FARMS PRIVATE LIMITED	AABJC0251E	1	35000	0	0	35000	0.3889	35000	0	35000	0.3889	0	0.3889	0	0.0000	35000	100.0000	35000
TAPOVAN PAPER AND BOARD MILLS LIMITED	AABCT2739F	1	2000000	0	0	2000000	22.2222	2000000	0	2000000	22.2222	0	22.2222	0	0.0000	0	0.0000	2000000
M/S PRABHA FARMS PRIVATE LIMITED	AACCP3782D	1	29	0	0	29	0.0003	29	0	29	0.0003	0	0.0003	0	0.0000	0	0.0000	29
PARESH FARMS PRIVATE LIMITED	AACCP3783C	1	1802	0	0	1802	0.0200	1802	0	1802	0.0200	0	0.0200	0	0.0000	0	0.0000	1802
ASHU FARMS PRIVATE LIMITED	AADCA3302K	1	2000000	0	0	2000000	22.2222	2000000	0	2000000	22.2222	0	22.2222	0	0.0000	1166600	58.3300	2000000
AKASH FARMS PRIVATE LIMITED	AADCA3303J	1	2002027	0	0	2002027	22.2447	2002027	0	2002027	22.2447	0	22.2447	0	0.0000	2000000	99.8988	2002027
Total		8	6093008	0	0	6093008	67.7000	6093008	0	6093008	67.7000	0	67.7000	0	0.0000	3201600	51.9065	6038858
Sub-Total (A)(1)		14	6093779	0	0	6093779	67.7086	6093779	0	6093779	67.7086	0	67.7086	0	0.0000	3201600	51.9065	6038858
2 Foreign																		
(a) Individuals (Non-Resident Individuals/Foreign Individuals)																		
Total		0	0	0	0	0	0.0000	0	0	0	0.0000	0	0.0000	0	0.0000	0	0.0000	0
(b) Government																		
Total		0	0	0	0	0	0.0000	0	0	0	0.0000	0	0.0000	0	0.0000	0	0.0000	0
(c) Institutions																		
Total		0	0	0	0	0	0.0000	0	0	0	0.0000	0	0.0000	0	0.0000	0	0.0000	0
(d) Foreign Portfolio Investor																		
Total		0	0	0	0	0	0.0000	0	0	0	0.0000	0	0.0000	0	0.0000	0	0.0000	0
Sub-Total (A)(2)		0	0	0	0	0	0.0000	0	0	0	0.0000	0	0.0000	0	0.0000	0	0.0000	0
Total Shareholding of Promoter and Promoter Group (A) = (A)(1)+(A)(2)		24	6168779	0	0	6168779	68.5420	6168779	0	6168779	68.5420	0	68.5420	0	0.0000	3201600	51.9001	6113858

Details of Shares which remain unclaimed may be given hear along with details such as number of shareholders, outstanding shares held in demat/unclaimed suspense account, voting rights which are frozen etc.

Note:
 (1) PAN would not be displayed on website of Stock Exchange(s).
 (2) The term "Encumbrance" has the same meaning as assigned under regulation 28(3) of SEBI (Substantial Acquisition of Shares and Takeovers) Regulations, 2011.




Table III - STATEMENT SHOWING SHAREHOLDING PATTERN OF THE PUBLIC SHAREHOLDER

Category & Name of the shareholders (I)	PAN (II)	No.s of Share holders (III)	No. of fully paid up equity Share held (IV)	Partly paid-up equity Share held (V)	No.s of shares underlying Depository Receipts (VI)	Total nos. shares held (VII)= (IV)+(V)+(VI)	Shareholding % calculated as per SCRR, 1957 As a % of (A+B+C2) (VIII)	Number of Voting Rights held in each class of securities (IX)			No. of Shares Underlying Outstanding convertible securities (including Warrants) (X)	Total Shareholding, as a % assuming full conversion of convertible securities(as a percentage of diluted share capital) (XI)=(VII)+(X) As a % of (A+B+C2)	Number of Locked in shares (XII)		Number of Shares pledged or otherwise encumbered (XIII)		Number of equity shares held in dematerialized form (XIV)	
								No of Voting Rights		Total as a % of Total Voting Rights			No. (a)	As a % of total shares held (b)	No. (Not applicable) (a)	As a % of total shares held (b)		
								Class Equity x	Class Others y									Total
1 Institutions																		
(a) Mutual Funds		11	3928	0	0	3928	0.0436	3928	0	3928	0.0436	0	0.0436	0	0.0000	NA	NA	0
(b) Venture Capital Funds		0	0	0	0	0	0.0000	0	0	0	0.0000	0	0.0000	0	0.0000	NA	NA	0
(c) Alternate Investment Funds		0	0	0	0	0	0.0000	0	0	0	0.0000	0	0.0000	0	0.0000	NA	NA	0
(d) Foreign Venture Capital Investors		0	0	0	0	0	0.0000	0	0	0	0.0000	0	0.0000	0	0.0000	NA	NA	0
(e) Foreign Portfolio Investors		0	0	0	0	0	0.0000	0	0	0	0.0000	0	0.0000	0	0.0000	NA	NA	0
(f) Financial Institution/Banks		16	2115515	0	0	2115515	23.5057	2115515	0	2115515	23.5057	0	23.5057	0	0.0000	NA	NA	2103730
ASSET RECONSTRUCTION COMPANY (INDIA) LTD. (TRUST HOLDINGS)	AAECA3878M	1	2000000	0	0	2000000	22.2222	2000000	0	2000000	22.2222	0	22.2222	0	0.0000	NA	NA	2000000
(g) Insurance Companies		0	0	0	0	0	0.0000	0	0	0	0.0000	0	0.0000	0	0.0000	NA	NA	0
(h) Provident Funds/ Pension Funds		0	0	0	0	0	0.0000	0	0	0	0.0000	0	0.0000	0	0.0000	NA	NA	0
SUB TOTAL (B)(1)		27	2119443	0	0	2119443	23.5494	2119443	0	2119443	23.5494	0	23.5494	0	0.0000	NA	NA	2103730
2 Central / State government(s)																		
(a) Central Government/ State Government(s)/President of India		0	0	0	0	0	0.0000	0	0	0	0.0000	0	0.0000	0	0.0000	NA	NA	0
SUB TOTAL (B)(2)		0	0	0	0	0	0.0000	0	0	0	0.0000	0	0.0000	0	0.0000	NA	NA	0
3 Non-institutions																		
(a) Individuals - i. Individual shareholders holding nominal share capital up to Rs. 2 lakhs.		25649	596532	0	0	596532	6.6281	596532	0	596532	6.6281	0	6.6281	0	0.0000	NA	NA	477130
(a) INDIVIDUAL - ii. Individual shareholders holding nominal share capital in excess of Rs. 2 lakhs.		2	68353	0	0	68353	0.7595	68353	0	68353	0.7595	0	0.7595	0	0.0000	NA	NA	68353
(b) NBFCs registered with RBI		0	0	0	0	0	0.0000	0	0	0	0.0000	0	0.0000	0	0.0000	NA	NA	0
(c) Employee Trusts		0	0	0	0	0	0.0000	0	0	0	0.0000	0	0.0000	0	0.0000	NA	NA	0
(d) Overseas Depositories (holding DRs) (balancing figure)		0	0	0	0	0	0.0000	0	0	0	0.0000	0	0.0000	0	0.0000	NA	NA	0
(e) Any Other(BODIES CORPORATE)		171	113855	0	0	113855	1.2650	113855	0	113855	1.2650	0	1.2650	0	0.0000	NA	NA	107863
(e) Any Other(CLEARING MEMBER)		9	829	0	0	829	0.0092	829	0	829	0.0092	0	0.0092	0	0.0000	NA	NA	829
(e) Any Other(EMPLOYEE)		238	2341	0	0	2341	0.0260	2341	0	2341	0.0260	0	0.0260	0	0.0000	NA	NA	0
(e) Any Other(NON RESIDENT INDIANS (NON REPAT))		17	60	0	0	60	0.0007	60	0	60	0.0007	0	0.0007	0	0.0000	NA	NA	60
(e) Any Other(NON RESIDENT INDIANS (NRI))		16	4808	0	0	4808	0.0534	4808	0	4808	0.0534	0	0.0534	0	0.0000	NA	NA	904
SUB TOTAL (B)(3)		26102	786778	0	0	786778	8.7419	786778	0	786778	8.7419	0	8.7419	0	0.0000	NA	NA	655139
Total Public Shareholding (B) = (B)(1)+(B)(2)+(B)(3)		26129	2906221	0	0	2906221	32.2913	2906221	0	2906221	32.2913	0	32.2913	0	0.0000	NA	NA	2758869

Details of the shareholders acting as persons in Concert including their Shareholding (No. and %): 0

Details of Shares which remain unclaimed may be given hear along with details such as number of shareholders, outstanding shares held in demat/unclaimed suspense account, voting rights which are frozen etc.

Note:

(1) PAN would not be displayed on website of Stock Exchange(s).

(2) The above format needs to be disclosed along with the name of following persons:

Institutions/Non Institutions holding more than 1% of total number of shares.



Category & Name of the shareholders (I)	PAN (II)	No. of Share holders (III)	No. of fully paid up equity Share held (IV)	Partly paid-up equity Share held (V)	No.s of shares underlying Depository Receipts (VI)	Total no. shares held (VII)= (IV)+(V)+(VI)	Shareholding % calculated as per SCRR, 1957 As a % of (A+B+C2) (VIII)	Number of Voting Rights held in each class of securities (IX)			No. of Shares Underlying Outstanding convertible securities (including Warrants) (X)	Total Shareholding, as a % assuming full conversion of convertible securities (as a % of diluted share capital) (XI)=(VII)+(X) As a % of (A+B+C2)	Number of Locked in shares (XII)		Number of Shares pledged or otherwise encumbered (XIII)		Number of equity shares held in dematerialized form (XIV)	
								No of Voting Rights		Total as a % of (A+B+C)			No. (a)	As a % of total shares held (b)	No. (Not applicable) (a)	As a % of total shares held (Not applicable)		
								Class Equity x	Class Others y									Total
1 Custodian/DR Holder			0	0	0	0	0.0000	0	0	0	0.0000	0	0.0000	0	0.0000	NA	NA	0
2 Employee Benefit Trust (under SEBI (Share based Employee Benefit) Regulations, 2014)			0	0	0	0	0.0000	0	0	0	0.0000	0	0.0000	0	0.0000	NA	NA	0
Total Non Promoter-Non Public Shareholding (C)=(C)(1)+(C)(2)			0	0	0	0	0.0000	0	0	0	0.0000	0	0.0000	0	0.0000	NA	NA	0

Note

- (1) PAN would not be displayed on website of Stock Exchange(s).
- (2) The above format needs to disclose name of all holders holding more than 1% of total number of shares.
- (3) W.r.t. the information pertaining to Depository Receipts, the same may be disclosed in the respective columns to the extent information available.



Holding of Specified Securities

with PAN

Annexure - I

1. Name of Listed Entity:	Nath Industrial Chemicals Limited		
2. Scrip Code/Name of Scrip/Class of Security			Equity Shares
3. Share Holding Pattern Filed under: Reg. 31(1)(a)/Reg. 31(1)(b)/Reg.31(1)(c)			
a. If under 31(1)(b) then indicate the report for Pre-Merger	Pre Merger		
b. If under 31(1)(c) then indicate date of allotment/extinguishment	N.A.		
4. Declaration: The Listed entity is required to submit the following declaration to the extent of submission of information:-			

	Particulars	Yes*	No*
1	Whether the Listed Entity has issued any partly paid up shares?		No*
2	Whether the Listed Entity has issued any Convertible Securities or Warrants?		No*
3	Whether the Listed Entity has any shares against which depository receipts are issued?		No*
4	Whether the Listed Entity has any shares in locked-in?		No*
5	Whether any shares held by promoters are pledge or otherwise encumbered?		No*

* If the Listed Entity selects the option 'No' for the questions above, the columns for the partly paid up shares, Outstanding Convertible Securities/Warrants, depository receipts, locked-in shares, No of shares pledged or otherwise encumbered by promoters, as applicable, shall not be displayed at the time of dissemination on the Stock Exchange website. Also wherever there is 'No' declared by Listed Entity in above table the values will be considered as 'Zero' by default on submission of the format of holding of specified securities.




Table I - SUMMARY STATEMENT HOLDING OF SPECIFIED SECURITIES

Category (I)	Category of shareholder (II)	No.s of Share holders (III)	No. of fully paid up equity Share held (IV)	No.s of Partly paid-up equity Share held (V)	No. of shares underlying Depository Receipts (VI)	Total nos. shares held (VII)= (IV)+(V)+(VI)	Shareholding as a % of total no. of shares (calculated as per SCRR,1957) (VIII) As a % of (A+B+C2)	Number of Voting Rights held in each class of securities (IX)			No. of Shares Underlying Outstanding convertible securities (including Warrants) (X)	Shareholding, as a % assuming full conversion of convertible securities(as a % of diluted share capital) (XI)=(VII)+(X) As a % of (A+B+C2)	Number of Locked in shares (XII)		Number of Shares pledged or otherwise encumbered (XIII)		Number of equity shares held in dematerialized form (XIV)	
								No of Voting Rights		Total as a % of (A+B+C)			No. (a)	As a % of total shares held (b)	No. (a)	As a % of total shares held (b)		
								Class Equity x	Class Others y									Total
(A)	Promoter & Promoter Group	7	5000000	0	0	5000000	100	5000000		5000000	100	0	0	0	0	0	0	
(B)	Public	0	0	0	0	0	0	0		0	0	0	0	0	0	0	0	0
(C)	Non Promoter-Non Public	0	0	0	0	0	0	0		0	0	0	0	0	0	0	0	0
(C1)	Shares underlying DRs	0	0	0	0	0	0	0		0	0	0	0	0	0	0	0	0
(C2)	Shares held by Employee Trusts	0	0	0	0	0	0	0		0	0	0	0	0	0	0	0	0
	Total	7	5000000	0	0	5000000	100	5000000		5000000	100	0	0	0	0	0	0	0



Table II - STATEMENT SHOWING SHAREHOLDING PATTERN OF THE PROMOTER AND PROMOTER GROUP

Category & Name of the shareholders (I)	PAN (II)	No of Share holders (III)	No of fully paid up equity Shares held (IV)	Partly paid-up equity Share held (V)	No. of shares underlying Depository Receipts (VI)	Total nos. shares held (VII)=(IV)+(V)+(VI)	Shareholding % calculated as per SCRR.1957 As a % of (A+B+C2) (VIII)	Number of Voting Rights held in each class of securities (IX)			No. of Shares Underlying Outstanding convertible securities (including Warrants) (X)	Shareholding, as a % assuming full conversion of convertible securities(as a % of diluted share capital) (XI)=(VII)+(X) As a % of (A+B+C2)	Number of Locked in shares (XII)		Number of Shares pledged or otherwise encumbered (XIII)		Number of shares in demat for (XIV)	
								No of Voting Rights		Total as a % of (A+B+C)			No. (a)	As a % of total shares held (b)	No. (a)	As a % of total shares held (b)		
								Class Equity x	Class Others y									Total
1 Indian																		
(a) Individuals/Hindu undivided Family																		
Nandkishor Kagliwal	AAGPK2869M	1	100	0	0	100	0.00	100	0	100	0.00	0	0.00	0	0	0	0	0
Jeevanlata Kagliwal	ACBPK7779H	1	100	0	0	100	0.00	100	0	100	0.00	0	0.00	0	0	0	0	0
Sweta Kagliwal	AGAPG7869D	1	100	0	0	100	0.00	100	0	100	0.00	0	0.00	0	0	0	0	0
Akash Kagliwal	ALEPK4884D	1	100	0	0	100	0.00	100	0	100	0.00	0	0.00	0	0	0	0	0
Ashu Kagliwal	AFVPJ7968J	1	100	0	0	100	0.00	100	0	100	0.00	0	0.00	0	0	0	0	0
Total		5	500	0	0	500	0.01	500	0	500	0.01	0	0.01	0	0	0	0	0
(b) Central Government/State Government(s)																		
Total																		
(c) Financial Institutions/Banks																		
Total																		
(d) Any Other																		
Akash Farms Pvt.Ltd.	AADCA3303J	1	2499750	0	0	2499750	50.00	2499750	0	2499750	50.00	0	50.00	0	0	0	0	0
Ashu Farms Pvt.Ltd.	AADCA3302K	1	2499750	0	0	2499750	50.00	2499750	0	2499750	50.00	0	50.00	0	0	0	0	0
Total		2	4999500	0	0	4999500	99.99	4999500	0	4999500	99.99	0	99.99	0	0	0	0	0
Sub-Total (A)(1)		2	4999500	0	0	4999500	99.99	4999500	0	4999500	99.99	0	99.99	0	0	0	0	0
2 Foreign																		
(a) Individuals(Non-Resident Individuals/Foreign Individuals)																		
Total		0	0	0	0	0	0	0	0	0	0	0	0	0	0	0	0	0
(b) Government																		
Total		0	0	0	0	0	0	0	0	0	0	0	0	0	0	0	0	0
(c) Institutions																		
Total		0	0	0	0	0	0	0	0	0	0	0	0	0	0	0	0	0
(d) Foreign Portfolio Investor																		
Total		0	0	0	0	0	0	0	0	0	0	0	0	0	0	0	0	0
Sub-Total (A)(2)		0	0	0	0	0	0	0	0	0	0	0	0	0	0	0	0	0
Total Shareholding of Promoter and Promoter Group (A) = (A)(1)+(A)(2)		7	5000000			5000000	100	5000000		5000000	100	0	100	0	0	0	0	0

Details of Shares which remain unclaimed may be given hear along with details such as number of shareholders, outstanding shares held in demat/unclaimed suspense account, voting rights which are frozen etc.

Note:

(1) PAN would not be displayed on website of Stock Exchange(s).

(2) The term "Encumbrance" has the same meaning as assigned under regulation 28(3) of SEBI (Substantial Acquisition of Shares and Takeovers) Regulations, 2011.




Table III - STATEMENT SHOWING SHAREHOLDING PATTERN OF THE PUBLIC SHAREHOLDER

Category & Name of the shareholders (I)	PAN (II)	No.s of Share holders (III)	No. of fully paid up equity Share held (IV)	Partly paid-up equity Share held (V)	No.s of shares underlying Depository Receipts (VI)	Total nos. shares held (VII)= (IV)+(V)+(VI)	Shareholding % calculated as per SCRR, 1957 As a % of (A+B+C2) (VIII)	Number of Voting Rights held in each class of securities (IX)			No. of Shares Underlying Outstanding convertible securities (including Warrants) (X)	Total Shareholding, as a % assuming full conversion of convertible securities (as a percentage of diluted share capital) (XI)=(VII)+(X) As a % of (A+B+C2)	Number of Locked in shares (XII)		Number of Shares pledged or otherwise encumbered (XIII)		Number of equity shares held in dematerialized form (XIV)
								No of Voting Rights		Total as a % of Total Voting Rights			No. (a)	As a % of total shares held (b)	No. (Not applicable) (a)	As a % of total shares held (b)	
								Class Equity x	Class Others y								
1 Institutions																	
(a) Mutual Funds		0	0	0	0	0	0	0	0	0	0	0	0	0	0	0	0
(b) Venture Capital Funds		0	0	0	0	0	0	0	0	0	0	0	0	0	0	0	0
(c) Alternate Investment Funds		0	0	0	0	0	0	0	0	0	0	0	0	0	0	0	0
(d) Foreign Venture Capital Investors		0	0	0	0	0	0	0	0	0	0	0	0	0	0	0	0
(e) Foreign Portfolio Investors		0	0	0	0	0	0	0	0	0	0	0	0	0	0	0	0
(f) Financial Institution/Banks		0	0	0	0	0	0	0	0	0	0	0	0	0	0	0	0
(g) Insurance Companies		0	0	0	0	0	0	0	0	0	0	0	0	0	0	0	0
(h) Provident Funds/ Pension Funds		0	0	0	0	0	0	0	0	0	0	0	0	0	0	0	0
SUB TOTAL (B)(1)		0	0	0	0	0	0	0	0	0	0	0	0	0	0	0	0
2 Central / State government(s)																	
(a) Central Government/ State Government(s)/President of India		0	0	0	0	0	0	0	0	0	0	0	0	0	0	0	0
SUB TOTAL (B)(2)		0	0	0	0	0	0	0	0	0	0	0	0	0	0	0	0
3 Non-institutions																	
(a) Individuals - i. Individual shareholders holding nominal share capital up to Rs. 2 lakhs.		0	0	0	0	0	0	0	0	0	0	0	0	0	0	0	0
(a) INDIVIDUAL - ii. Individual shareholders holding nominal share capital in excess of Rs. 2 lakhs.		0	0	0	0	0	0	0	0	0	0	0	0	0	0	0	0
(b) NBFCs registered with RBI		0	0	0	0	0	0	0	0	0	0	0	0	0	0	0	0
(c) Employee Trusts		0	0	0	0	0	0	0	0	0	0	0	0	0	0	0	0
(d) Overseas Depositories (holding DRs) (balancing figure)		0	0	0	0	0	0	0	0	0	0	0	0	0	0	0	0
(e) Any Other		0	0	0	0	0	0	0	0	0	0	0	0	0	0	0	0
SUB TOTAL (B)(3)		0	0	0	0	0	0	0	0	0	0	0	0	0	0	0	0
Total Public Shareholding (B) = (B)(1)+(B)(2)+(B)(3)		0	0	0	0	0	0	0	0	0	0	0	0	0	0	0	0

Details of the shareholders acting as persons in Concert including their Shareholding (No. and %): 0

Details of Shares which remain unclaimed may be given here along with details such as number of shareholders, outstanding shares held in demat/unclaimed suspense account, voting rights which are frozen etc.

Note:

(1) PAN would not be displayed on website of Stock Exchange(s).

(2) The above format needs to be disclosed along with the name of following persons:

Institutions/Non Institutions holding more than 1% of total number of shares.

--	--	--	--	--	--	--	--	--	--	--	--	--	--	--	--	--	--




Table IV - STATEMENT SHOWING SHAREHOLDING PATTERN OF THE NON PROMOTER - NON PUBLIC SHAREHOLDER

Category & Name of the shareholders (I)	PAN (II)	No. of Share holders (III)	No. of fully paid up equity Share held (IV)	Partly paid-up equity Share held (V)	No.s of shares underlying Depository Receipts (VI)	Total no. shares held (VII)= (IV)+(V)+(VI)	Shareholding % calculated as per SCRR,1957 As a % of (A+B+C2) (VIII)	Number of Voting Rights held in each class of securities (IX)			No. of Shares Underlying Outstanding convertible securities (including Warrants) (X)	Total Shareholding, as a % assuming full conversion of convertible securities (as a % of diluted share capital) (XI)=(VII)+(X) As a % of (A+B+C2)	Number of Locked in shares (XII)		Number of Shares pledged or otherwise encumbered (XIII)		Number of equity shares held in dematerialized form (XIV)
								No of Voting Rights					No. (a)	As a % of total shares held (b)	No. (Not applicable) (a)	As a % of total shares held (Not applicable)	
								Class Equity x	Class Others y	Total							
1 Custodian/DR Holder		0	0	0	0	0	0.0000	0	0	0	0.0000	0	0.0000	0	0.0000	0	0
2 Employee Benefit Trust (under SEBI (Share based Employee Benefit) Regulations, 2014)		0	0	0	0	0	0.0000	0	0	0	0.0000	0	0.0000	0	0.0000	0	0
Total Non Promoter- Non Public Shareholding (C)=(C)(1)+(C)(2)		0	0	0	0	0	0.0000	0	0	0	0.0000	0	0.0000	0	0.0000	0	0

Note

- (1) PAN would not be displayed on website of Stock Exchange(s).
- (2) The above format needs to disclose name of all holders holding more than 1% of total number of shares.
- (3) W.r.t. the information pertaining to Depository Receipts, the same may be disclosed in the respective columns to the extent information available.



Holding of Specified Securities

Annexure - I

Post
with PAN

1. Name of Listed Entity:	RAMA PULP AND PAPERS LIMITED
2. Scrip Code/Name of Scrip/Class of Security	502587
3. Share Holding Pattern Filed under: Reg. 31(1)(a)/Reg. 31(1)(b)/Reg.31(1)(c)	
a. If under 31(1)(b) then indicate the report for Quarter ending	Post Merger
b. If under 31(1)(c) then indicate date of allotment/extinguishment	
4. Declaration: The Listed entity is required to submit the following declaration to the extent of submission of information:-	

	Particulars	Yes*	No*
1	Whether the Listed Entity has issued any partly paid up shares?		No*
2	Whether the Listed Entity has issued any Convertible Securities or Warrants?		No*
3	Whether the Listed Entity has any shares against which depository receipts are issued?		No*
4	Whether the Listed Entity has any shares in locked-in?		No*
5	Whether any shares held by promoters are pledge or otherwise encumbered?	Yes*	

* If the Listed Entity selects the option 'No' for the questions above, the columns for the partly paid up shares, Outstanding Convertible Securities/Warrants, depository receipts, locked-in shares, No of shares pledged or otherwise encumbered by promoters, as applicable, shall not be displayed at the time of dissemination on the Stock Exchange website. Also wherever there is 'No' declared by Listed Entity in above table the values will be considered as 'Zero' by default on submission of the format of holding of specified securities.




Table I - SUMMARY STATEMENT HOLDING OF SPECIFIED SECURITIES

Category (I)	Category of shareholder (II)	No. s of Share holders (III)	No. of fully paid up equity Share held (IV)	No.s of Partly paid-up equity Share held (V)	No. of shares underlying Depository Receipts (VI)	Total nos. shares held (VII)= (IV)+(V)+(VI)	Shareholding as a % of total no. of shares (calculated as per SCRR,1957) (VIII) As a % of (A+B+C2)	Number of Voting Rights held in each class of securities (IX)			No. of Shares Underlying Outstanding convertible securities (including Warrants) (X)	Shareholding, as a % assuming full conversion of convertible securities(as a % of diluted share capital) (XI)=(VII)+(X) As a % of (A+B+C2)	Number of Locked in shares (XII)		Number of Shares pledged or otherwise encumbered (XIII)		Number of equity shares held in dematerialized form (XIV)	
								No of Voting Rights		Total as a % of (A+B+C)			No. (a)	As a % of total shares held (b)	No. (a)	As a % of total shares held (b)		
								Class Equity x	Class Others y									Total
(A)	Promoter & Promoter Group	14	13380920	0	0	13380920	70.43	13380920	0	13380920	70.43	0	70.43	0	0.0000	220000	1.64	4353460
(B)	Public	31536	5619080	0	0	5619080	29.57	5619080	0	5619080	29.57	0	29.57	0	0.0000	0	0	5497684
(C)	Non Promoter-Non Public		0	0	0	0	0	0	0	0	0.0000	0	0.00	0	0.0000	0	0	0
(C1)	Shares underlying DRs	0	0	0	0	0	0	0	0	0	0.0000	0	0.00	0	0.0000	0	0	0
(C2)	Shares held by Employee Trusts	0	0	0	0	0	0	0	0	0	0.0000	0	0.00	0	0.0000	0	0	0
	Total	31550	19000000	0	0	19000000	100.00	19000000	0	19000000	100.0000	0	100.00	0	0.0000	220000	1.16	9851144




Table II - STATEMENT SHOWING SHAREHOLDING PATTERN OF THE PROMOTER AND PROMOTER GROUP

Category & Name of the shareholders (I)	PAN (II)	No of Share holders (III)	No of fully paid up equity Shares held (IV)	Partly paid-up equity Share held (V)	No. of shares underlying Depository Receipts (VI)	Total nos. shares held (VII)=(IV)+(V)+(VI)	Shareholding % calculated as per SCRR, 1957 As a % of (A+B+C2) (VIII)	Number of Voting Rights held in each class of securities (IX)			No. of Shares Underlying Outstanding convertible securities (including Warrants) (X)	Shareholding, as a % assuming full conversion of convertible securities(as a % of diluted share capital) (XI)=(VII)+(X) As a % of (A+B+C2)	Number of Locked in shares (XII)		Number of Shares pledged or otherwise encumbered (XIII)		Number of equity shares held in dematerialized form (XIV)	
								No of Voting Rights		Total as a % of (A+B+C)			No. (a)	As a % of total shares held (b)	No. (a)	As a % of total shares held (b)		
								Class Equity x	Class Others y									Total
1 Indian																		
(a) Individuals/Hindu undivided Family																		
NANDKISHOR LAXMINARAYAN KAGLIWAL	AAGPK2869M	1	455	0	0	455	0.00	455	0	455	0.00	0	0.00	0	0.0000	0	0.0000	0
JEEVANLATA NANDKISHOR KAGLIWAL	ACBPK2869M	1	214	0	0	214	0.00	214	0	214	0.00	0	0.00	0	0.0000	0	0.0000	0
SUBHASH KAGLIWAL	AAQPK9621H	1	25	0	0	25	0.00	25	0	25	0.00	0	0.00	0	0.0000	0	0.0000	0
AAKASH KAGLIWAL	ALEPK4884D	1	206	0	0	181	0.00	181	0	181	0.00	0	0.00	0	0.0000	0	0.0000	0
ASHU KAGLIWAL	AFVPJ7968J	1	181	0	0	181	0.00	181	0	181	0.00	0	0.00	0	0.0000	0	0.0000	0
ANIL KAGLIWAL	AGZPK0668B	1	25	0	0	25	0.00	25	0	25	0.00	0	0.00	0	0.0000	0	0.0000	0
SWETA KAGLIWAL	AGAPG7869D	1	180	0	0	180	0.00	180	0	180	0.00	0	0.00	0	0.0000	0	0.0000	0
Total		7	1286	0	0	1261	0.01	1261	0	1261	0.01	0	0.01	0	0.0000	0	0.0000	0
(b) Central Government/State Government(s)																		
Total		0	0	0	0	0	0.0000	0	0	0	0.0000	0	0.0000	0	0.0000	0	0.0000	0
(c) Financial Institutions/Banks																		
Total		0	0	0	0	0	0.0000	0	0	0	0.0000	0	0.0000	0	0.0000	0	0.0000	0
(d) Any Other (GROUP COMPANIES)																		
NATH CAPITAL & FINANCIAL SERVICES LTD	AAACN1604J	1	824	0	0	824	0.00	824	0	824	0.00	0	0.00	0	0.0000	0	0.0000	0
PARESH FARMS PVT LTD	AACCP3783C	1	27152	0	0	27152	0.14	27152	0	27152	0.14	0	0.14	0	0.0000	0	0.0000	901
JEEVAN FARMS PRIVATE LIMITED	AABCJ0251E	1	82158	0	0	82158	0.43	82158	0	82158	0.43	0	0.43	0	0.0000	70000	0.52	82158
TAPOVAN PAPER AND BOARD MILLS LIMITED	AABCT2739F	1	1000000	0	0	1000000	5.26	1000000	0	1000000	5.26	0	5.26	0	0.0000	0	0.0000	1000000
M/S PRABHA FARMS PRIVATE LIMITED	AACCP3782D	1	32140	0	0	32140	0.17	32140	0	32140	0.17	0	0.17	0	0.0000	0	0.0000	32140
ASHU FARMS PRIVATE LIMITED	AADCA3302K	1	5499550	0	0	5499550	28.95	5499550	0	5499550	28.95	0	28.95	0	0.0000	0.00	0.0000	1000000
AKASH FARMS PRIVATE LIMITED	AADCA3303J	1	6737810	0	0	6737810	35.46	6737810	0	6737810	35.46	0	35.46	0	0.0000	150000	1.12	2238261
Total		7	13379634	0	0	13379634	70.42	13379634	0	13379634	70.42	0	70.42	0	0.0000	220000	1.16	4353460
Sub-Total (A)(1)		14	13380920	0	0	13380895	70.43	13380895	0	13380895	70.43	0	70.43	0	0.0000	220000	1.16	4353460
2 Foreign																		
(a) Individuals (Non-Resident Individuals/Foreign Individuals)																		
Total		0	0	0	0	0	0.0000	0	0	0	0.0000	0	0.0000	0	0.0000	0	0.0000	0
(b) Government																		
Total		0	0	0	0	0	0.0000	0	0	0	0.0000	0	0.0000	0	0.0000	0	0.0000	0
(c) Institutions																		
Total		0	0	0	0	0	0.0000	0	0	0	0.0000	0	0.0000	0	0.0000	0	0.0000	0
(d) Foreign Portfolio Investor																		
Total		0	0	0	0	0	0.0000	0	0	0	0.0000	0	0.0000	0	0.0000	0	0.0000	0
Sub-Total (A)(2)		0	0	0	0	0	0.0000	0	0	0	0.0000	0	0.0000	0	0.0000	0	0.0000	0
Total Shareholding of Promoter and Promoter Group (A) = (A)(1)+(A)(2)		14	13380920	0	0	13380895	70.43	13380895	0	13380895	70.43	0	70.43	0	0.0000	220000	1.16	4353460

Details of Shares which remain unclaimed may be given hear along with details such as number of shareholders, outstanding shares held in demat/unclaimed suspense account, voting rights which are frozen etc.

Note:

(1) PAN would not be displayed on website of Stock Exchange(s).

(2) The term "Encumbrance" has the same meaning as assigned under regulation 28(3) of SEBI (Substantial Acquisition of Shares and Takeovers) Regulations, 2011.






Table III - STATEMENT SHOWING SHAREHOLDING PATTERN OF THE PUBLIC SHAREHOLDER

Category & Name of the shareholders (I)	PAN (II)	No.s of Share holders (III)	No. of fully paid up equity Share held (IV)	Partly paid-up equity Share held (V)	No.s of shares underlying Depository Receipts (VI)	Total nos. shares held (VII)= (IV)+(V)+(VI)	Shareholding % calculated as per SCRR,1957 As a % of (A+B+C2) (VIII)	Number of Voting Rights held in each class of securities (IX)			No. of Shares Underlying Outstanding convertible securities (including Warrants) (X)	Total Shareholding, as a % assuming full conversion of convertible securities(as a percentage of diluted share capital) (XI)=(VII)+(X) As a % of (A+B+C2)	Number of Locked in shares (XII)		Number of Shares pledged or otherwise encumbered (XIII)		Number of equity shares held in dematerialized form (XIV)		
								No of Voting Rights		Total as a % of Total Voting Rights			No. (a)	As a % of total shares held (b)	No. (Not applicable) (a)	As a % of total shares held (b)			
								Class Equity x	Class Others y									Total	
1 Institutions			23	7664	0	0	7664	0.04	7664	0	7664	0.04	0	0.04	0	0.0000	0	0	0
(a) Mutual Funds			0	0	0	0	0	0.00	0	0	0	0.00	0	0.00	0	0.0000	0	0	0
(b) Venture Capital Funds			0	0	0	0	0	0.00	0	0	0	0.00	0	0.00	0	0.0000	0	0	0
(c) Alternate Investment Funds			0	0	0	0	0	0.00	0	0	0	0.00	0	0.00	0	0.0000	0	0	0
(d) Foreign Venture Capital Investors			0	0	0	0	0	0.00	0	0	0	0.00	0	0.00	0	0.0000	0	0	1051865
(e) Foreign Portfolio Investors			0	0	0	0	0	0.00	0	0	0	0.00	0	0.00	0	0.0000	0	0	1000000
(f) Financial Institution/Banks			16	1057758	0	0	1057758	5.57	1057758	0	1057758	5.57	0	5.57	0	0.0000	0	0	0
ASSET RECONSTRUCTION COMPANY (INDIA) LTD (TRUST HOLDINGS)	AAECA3878M		1	1000000	0	0	1000000	5.26	1000000	0	1000000	5.26	0	5.26	0	0.0000	0	0	0
(g) Insurance Companies			0	0	0	0	0	0.0000	0	0	0	0.0000	0	0.00	0	0.0000	0	0	0
(h) Provident Funds/ Pension Funds			0	0	0	0	0	0.0000	0	0	0	0.0000	0	0.00	0	0.0000	0	0	1051865
SUB TOTAL (B)(1)			39	1065422	0	0	1065422	5.61	1065422	0	1065422	5.61	0	5.61	0	0.0000	0	0	0
2 Central / State government(s)			0	0	0	0	0	0.0000	0	0	0	0.0000	0	0.0000	0	0.0000	0	0	0
(a) Central Government/ State Government(s)/President of India			0	0	0	0	0	0.0000	0	0	0	0.0000	0	0.0000	0	0.0000	0	0	0
SUB TOTAL (B)(2)			0	0	0	0	0	0.0000	0	0	0	0.0000	0	0.0000	0	0.0000	0	0	1753194
3 Non-institutions			30847	1880313	0	0	1880313	9.90	1880313	0	1880313	9.8964	0	6.6281	0	0.0000	0	0	0
(a) Individuals - i. Individual shareholders holding nominal share capital up to Rs. 2 lakhs.			37	783218	0	0	783218	4.12	783218	0	783218	4.1222	0	0.7595	0	0.0000	0	0	764218
ii. INDIVIDUAL - li. Individual shareholders holding nominal share capital in excess of Rs. 2 lakhs.			0	0	0	0	0	0.00	0	0	0	0.0000	0	0.00	0	0.0000	0	0	250
(b) NBFCs registered with RBI			1	250	0	0	250	0.00	250	0	250	0.0000	0	0.0000	0	0.0000	0	0	0
(c) Employee Trusts			0	0	0	0	0	0.00	0	0	0	0.0000	0	0.0000	0	0.0000	0	0	0
(d) Overseas Depositories (holding DRs) (balancing figure)			0	0	0	0	0	0.00	0	0	0	0.0000	0	0.0000	0	0.0000	0	0	1772536
(e) Any Other(BODIES CORPORATE)			332	1733085	0	0	1733085	9.12	1733085	0	1733085	9.12	0	9.12	0	0.0000	0	0	274874
Ennar Star Trade Ltd	AAACA8269L		1	274874	0	0	274874	1.45	274874	0	274874	1.45	0	1.45	0	0.0000	0	0	628992
Mayo Farms Pvt Ltd	AACCM7653C		1	628992	0	0	628992	3.31	628992	0	628992	3.31	0	3.31	0	0.0000	0	0	345500
Tapovan Farms Pvt Ltd	AABCT5092K		1	345500	0	0	345500	1.82	345500	0	345500	1.82	0	1.82	0	0.0000	0	0	82623
(e) Any Other(CLEARING MEMBER)			9	82623	0	0	82623	0.43	82623	0	82623	0.4349	0	0.43	0	0.0000	0	0	2916
(e) Any Other(EMPLOYEE)			238	1171	0	0	1171	0.01	1171	0	1171	0.0062	0	0.01	0	0.0000	0	0	70082
(e) Any Other(NON RESIDENT INDIANS (NON REPAT))			17	2916	0	0	2916	0.02	2916	0	2916	0.0153	0	0.01	0	0.0000	0	0	4445819
(e) Any Other(NON RESIDENT INDIANS (NRI))			16	70082	0	0	70082	0.37	70082	0	70082	0.3689	0	0.01	0	0.0000	0	0	5497684
SUB TOTAL (B)(3)			31497	4553658	0	0	4553658	23.97	4553658	0	4553658	23.97	0	16.96	0	0.0000	0	0	0
Total Public Shareholding (B) = (B)(1)+(B)(2)+(B)(3)			31536	5619080	0	0	5619080	29.57	5619080	0	5618830	29.57	0	22.57	0	0.0000	0	0	0

Details of the shareholders acting as persons in Concert including their Shareholding (No. and %): 0
 Details of Shares which remain unclaimed may be given here along with details such as number of shareholders, outstanding shares held in demat/unclaimed suspense account, voting rights which are frozen etc.

Note:
 (1) PAN would not be displayed on website of Stock Exchange(s).
 (2) The above format needs to be disclosed along with the name of following persons:
 Institutions/Non Institutions holding more than 1% of total number of shares.






Table IV - STATEMENT SHOWING SHAREHOLDING PATTERN OF THE NON PROMOTER - NON PUBLIC SHAREHOLDER

Category & Name of the shareholders (I)	PAN (II)	No. of Share holders (III)	No. of fully paid up equity Share held (IV)	Partly paid-up equity Share held (V)	No.s of shares underlying Depository Receipts (VI)	Total no. shares held (VII)= (IV)+(V)+(VI)	Shareholdin g % calculated as per SCRR,1957) As a % of (A+B+C2) (VIII)	Number of Voting Rights held in each class of securities (IX)			No. of Shares Underlying Outstanding convertible securities (including Warrants) (X)	Total Shareholding, as a % assuming full conversion of convertible securities(as a % of diluted share capital) (XI)=(VII)+(X) As a % of (A+B+C2)	Number of Locked in shares (XII)		Number of Shares pledged or otherwise encumbered (XIII)		Number of equity shares held in dematerialize d form (XIV)	
								No of Voting Rights					Total as a % of (A+B+C)	No. (a)	As a % of total shares held (b)	No. (Not applicable) (a)		As a % of total shares held (Not applicable)
								Class Equity x	Class Others y	Total								
1 Custodian/DR Holder		0	0	0	0	0	0.0000	0	0	0	0.0000	0	0.0000	0	0.0000	NA	NA	0
2 Employee Benefit Trust (under SEBI (Share based Employee Benefit) Regulations, 2014)		0	0	0	0	0	0.0000	0	0	0	0.0000	0	0.0000	0	0.0000	NA	NA	0
Total Non Promoter- Non Public Shareholding (C)=(C)(1)+(C)(2)		0	0	0	0	0	0.0000	0	0	0	0.0000	0	0.0000	0	0.0000	NA	NA	0

Note

- (1) PAN would not be displayed on website of Stock Exchange(s).
- (2) The above format needs to disclose name of all holders holding more than 1% of total number of shares.
- (3) W.r.t. the information pertaining to Depository Receipts, the same may be disclosed in the respective columns to the extent information available.



Holding of Specified Securities

without
PAN

Annexure - I

1. Name of Listed Entity:	Rama Pulp and Papers Limited		
2. Scrip Code/Name of Scrip/Class of Security	502587	RAMAPUL	Equity Shares
3. Share Holding Pattern Filed under: Reg. 31(1)(a)/Reg. 31(1)(b)/Reg.31(1)(c)			
a. If under 31(1)(b) then indicate the report for Pre-Merger	PRE MERGER		
b. If under 31(1)(c) then indicate date of allotment/extinguishment	N.A.		
4. Declaration: The Listed entity is required to submit the following declaration to the extent of submission of information:-			

	Particulars	Yes*	No*
1	Whether the Listed Entity has issued any partly paid up shares?		No*
2	Whether the Listed Entity has issued any Convertible Securities or Warrants?		No*
3	Whether the Listed Entity has any shares against which depository receipts are issued?		No*
4	Whether the Listed Entity has any shares in locked-in?		No*
5	Whether any shares held by promoters are pledge or otherwise encumbered?	Yes*	

* If the Listed Entity selects the option 'No' for the questions above, the columns for the partly paid up shares, Outstanding Convertible Securities/Warrants, depository receipts, locked-in shares, No of shares pledged or otherwise encumbered by promoters, as applicable, shall not be displayed at the time of dissemination on the Stock Exchange website. Also wherever there is 'No' declared by Listed Entity in above table the values will be considered as 'Zero' by default on submission of the format of holding of specified securities.



Table I - SUMMARY STATEMENT HOLDING OF SPECIFIED SECURITIES

Category (I)	Category of shareholder (II)	No.s of Share holders (III)	No. of fully paid up equity Share held (IV)	No.s of Partly paid-up equity Share held (V)	No. of shares underlying Depository Receipts (VI)	Total nos. shares held (VII)= (IV)+(V)+(VI)	Shareholding as a % of total no. of shares (calculated as per SCRR,1957) (VIII) As a % of (A+B+C2)	Number of Voting Rights held in each class of securities (IX)			No. of Shares Underlying Outstanding convertible securities (including Warrants) (X)	Shareholding, as a % assuming full conversion of convertible securities(as a % of diluted share capital) (XI)=(VII)+(X) As a % of (A+B+C2)	Number of Locked in shares (XII)		Number of Shares pledged or otherwise encumbered (XIII)		Number of equity shares held in dematerialized form (XIV)
								No of Voting Rights		Total as a % of (A+B+C)			No. (a)	As a % of total shares held (b)	No. (a)	As a % of total shares held (b)	
								Class Equity x	Class Others y								
(A)	Promoter & Promoter Group	3	2668059	0	0	2668059	24.26	2668059	0	2668059	24.26	0	0.0000	405000	15.18	2668059	
(B)	Public	5410	8331941	0	0	8331941	75.74	8331941	0	8331941	75.74	0	0.0000	0	0.00	8002047	
(C)	Non Promoter-Non Public	0	0	0	0	0	0	0	0	0	0	0	0.0000	0	0	0	
(C1)	Shares underlying DRs	0	0	0	0	0	0	0	0	0	0.0000	0	0.0000	0	0	0	
(C2)	Shares held by Employee Trusts	0	0	0	0	0	0	0	0	0	0.0000	0	0.0000	0	0	0	
	Total	5413	11000000	0	0	11000000	100	#####		11000000	100			405000	3.68	10670106	



Table II - STATEMENT SHOWING SHAREHOLDING PATTERN OF THE PROMOTER AND PROMOTER GROUP

Category & Name of the shareholders (I)	PAN (II)	No of Share holders (III)	No of fully paid up equity Shares held (IV)	Partly paid-up equity Share held (V)	No. of shares underlying Depository Receipts (VI)	Total nos. shares held (VII)= (IV)+(V)+(VI)	Shareholding % calculated as per SCRR,1957 As a % of (A+B+C2) (VIII)	Number of Voting Rights held in each class of securities (IX)			No. of Shares Underlying Outstanding convertible securities (including Warrants) (X)	Shareholding, as a % assuming full conversion of convertible securities(as a % of diluted share capital) (XI)=(VII)+(X) As a % of (A+B+C2)	Number of Locked in shares (XII)		Number of Shares pledged or otherwise encumbered (XIII)		Number of equity shares held in dematerialized form (XIV)	
								No of Voting Rights		Total as a % of (A+B+C)			No. (a)	As a % of total shares held (b)	No. (a)	As a % of total shares held (b)		
								Class Equity x	Class Others y									Total
1 Indian																		
(a) Individuals/Hindu undivided Family																		
Total		0	0	0	0	0	0.0000	0	0	0	0.0000	0	0.0000	0	0.0000	0	0.0000	0
(b) Central Government/State Government(s)																		
Total		0	0	0	0	0	0.0000	0	0	0	0.0000	0	0.0000	0	0.0000	0	0.0000	0
(c) Financial Institutions/Banks																		
Total		0	0	0	0	0	0.0000	0	0	0	0.0000	0	0.0000	0	0.0000	0	0.0000	0
(d) Any Other																		
Akash Farms Pvt.Ltd.		1	2474494			2474494	22.50	2474494		2474494	22.50					300000	11.24	2474494
Jeevan Farms Pvt.Ltd.		1	129315			129315	1.18	129315		129315	1.18					105000	3.94	129315
Prabha Farms Pvt.Ltd.		1	64250			64250	0.58	64250		64250	0.58							64250
Total		3	2668059			2668059	24.26	2668059		2668059	24.26					405000	15.18	2668059
Sub-Total (A)(1)		3	2668059			2668059	24.26	2668059		2668059	24.26					405000	15.18	2668059
2 Foreign																		
(a) Individuals(Non-Resident Individuals/Foreign Individuals)																		
Total		0	0	0	0	0	0.0000	0	0	0	0.0000	0	0.0000	0	0.0000	0	0.0000	0
(b) Government																		
Total		0	0	0	0	0	0.0000	0	0	0	0.0000	0	0.0000	0	0.0000	0	0.0000	0
(c) Institutions																		
Total		0	0	0	0	0	0.0000	0	0	0	0.0000	0	0.0000	0	0.0000	0	0.0000	0
(d) Foreign Portfolio Investor																		
Total		0	0	0	0	0	0.0000	0	0	0	0.0000	0	0.0000	0	0.0000	0	0.0000	0
Sub-Total (A)(2)		0	0	0	0	0	0.0000	0	0	0	0.0000	0	0.0000	0	0.0000	0	0.0000	0
Total Shareholding of Promoter and Promoter Group (A) = (A)(1)+(A)(2)		3	2668059			2668059	24.26	2668059		2668059	24.26	0	0.0000	0	0.0000	405000	3.68	2668059

Details of Shares which remain unclaimed may be given hear along with details such as number of shareholders, outstanding shares held in demat/unclaimed suspense account, voting rights which are frozen etc.

Note:

(1) PAN would not be displayed on website of Stock Exchange(s).

(2) The term "Encumbrance" has the same meaning as assigned under regulation 28(3) of SEBI (Substantial Acquisition of Shares and Takeovers) Regulations, 2011.




Table III - STATEMENT SHOWING SHAREHOLDING PATTERN OF THE PUBLIC SHAREHOLDER

Category & Name of the shareholders (I)	PAN (II)	No.s of Share holders (III)	No. of fully paid up equity Share held (IV)	Partly paid-up equity Share held (V)	No.s of shares underlying Depository Receipts (VI)	Total nos. shares held (VII)= (IV)+(V)+(VI)	Shareholding % calculated as per SCRR, 1957 As a % of (A+B+C2) (VIII)	Number of Voting Rights held in each class of securities (IX)			No. of Shares Underlying Outstanding convertible securities (including Warrants) (X)	Total Shareholding, as a % assuming full conversion of convertible securities(as a percentage of diluted share capital) (XI)=(VII)+(X) As a % of (A+B+C2)	Number of Locked in shares (XII)		Number of Shares pledged or otherwise encumbered (XIII)		Number of equity shares held in dematerialized form (XIV)	
								No of Voting Rights		Total as a % of Total Voting Rights			No (a)	As a % of total shares held (b)	No. (Not applicable) (a)	As a % of total shares held (b)		
								Class Equity x	Class Others y									Total
1 Institutions																		
(a) Mutual Funds		6	11400	0	0	11400	0.10	11400	0	11400	0.10	0	0	0	0	0	0	0
(b) Venture Capital Funds		0	0	0	0	0	0	0	0	0	0	0	0	0	0	0	0	0
(c) Alternate Investment Funds		0	0	0	0	0	0	0	0	0	0	0	0	0	0	0	0	0
(d) Foreign Venture Capital Investors		0	0	0	0	0	0	0	0	0	0	0	0	0	0	0	0	0
(e) Foreign Portfolio Investors		0	0	0	0	0	0	0	0	0	0	0	0	0	0	0	0	0
(f) Financial Institution/Banks		0	0	0	0	0	0	0	0	0	0	0	0	0	0	0	0	0
(g) Insurance Companies		0	0	0	0	0	0	0	0	0	0	0	0	0	0	0	0	0
(h) Provident Funds/ Pension Funds		0	0	0	0	0	0	0	0	0	0	0	0	0	0	0	0	0
SUB TOTAL (B)(1)		6	11400			11400	0.10	11400		11400	0.10							
2 Central / State government(s)																		
(a) Central Government/ State Government(s)/President of India		0	0	0	0	0	0	0	0	0	0	0	0	0	0	0	0	0
SUB TOTAL (B)(2)		0	0			0	0	0		0	0							
3 Non-institutions																		
(a) Individuals - i. Individual shareholders holding nominal share capital up to Rs. 2 lakhs.		5198	3164101	0	0	3164101	28.76	3164101	0	3164101	28.76	0	0	0	0	0	0	3029257
(a) INDIVIDUAL - ii. Individual shareholders holding nominal share capital in excess of Rs. 2 lakhs.		35	1498082	0	0	1498082	13.62	1498082	0	1498082	13.62	0	0	0	0	0	0	1460082
Devika Anand		1	169982	0	0	169982	1.55	169982	0	169982	1.55	0	0	0	0	0	0	169982
Mansukhlal Amrillal Sanghrajka		1	170000	0	0	170000	1.55	170000	0	170000	1.55	0	0	0	0	0	0	170000
(b) NBFCs registered with RBI		1	500	0	0	500	0	500	0	500	0	0	0	0	0	0	0	500
(c) Employee Trusts		0	0	0	0	0	0	0	0	0	0	0	0	0	0	0	0	0
(d) Overseas Depositories (holding DRs) (balancing figure)																		
(e) Any Other		163	3657858	0	0	3657858	33.25	3657858	0	3657858	33.25	0	0	0	0	0	0	3512208
Angel Holding Pvt.Ltd		1	144939	0	0	144939	1.32	144939	0	144939	1.32	0	0	0	0	0	0	144939
Ennar Star Trade Limited		1	549748	0	0	549748	5.00	549748	0	549748	5.00	0	0	0	0	0	0	549748
Mayo Farms Pvt Ltd.		1	1257984	0	0	1257984	11.44	1257984	0	1257984	11.44	0	0	0	0	0	0	1257984
Ritman Concrete Pvt.Ltd.		1	342237	0	0	342237	3.11	342237	0	342237	3.11	0	0	0	0	0	0	342237
Tapovan Farms Pvt.Ltd.		1	691000	0	0	691000	6.28	691000	0	691000	6.28	0	0	0	0	0	0	691000
SUB TOTAL (B)(3)		5397	8320541	0	0	8320541	75.64	8320541	0	8320541	75.64	0	0	0	0	0	0	8002047
Total Public Shareholding (B) = (B)(1)+(B)(2)+(B)(3)		5403	8331941	0	0	8331941	75.74	8331941	0	8331941	75.74	0	0	0	0	0	0	8002047

Details of the shareholders acting as persons in Concert including their Shareholding (No. and %): 0

Details of Shares which remain unclaimed may be given hear along with details such as number of shareholders, outstanding shares held in demat/unclaimed suspense account, voting rights which are frozen etc.

Note:

- (1) PAN would not be displayed on website of Stock Exchange(s).
- (2) The above format needs to be disclosed along with the name of following persons. Institutions/Non Institutions holding more than 1% of total number of shares.

--	--	--	--	--	--	--	--	--	--	--	--	--	--	--	--	--	--	--



Table IV - STATEMENT SHOWING SHAREHOLDING PATTERN OF THE NON PROMOTER - NON PUBLIC SHAREHOLDER

Category & Name of the shareholders (I)	PAN (II)	No. of Share holders (III)	No. of fully paid up equity Share held (IV)	Partly paid-up equity Share held (V)	No.s of shares underlying Depository Receipts (VI)	Total no. shares held (VII)= (IV)+(V)+(VI)	Shareholdin g % calculated as per SCRR,1957 As a % of (A+B+C2) (VIII)	Number of Voting Rights held in each class of securities (IX)			No. of Shares Underlying Outstanding convertible securities (including Warrants) (X)	Total Shareholding, as a % assuming full conversion of convertible securities(as a % of diluted share capital) (XI)=(VII)+(X) As a % of (A+B+C2)	Number of Locked in shares (XII)		Number of Shares pledged or otherwise encumbered (XIII)		Number of equity shares held in dematerialize d form (XIV)
								No of Voting Rights		Total as a % of (A+B+C)			No. (a)	As a % of total shares held (b)	No. (Not applicable) (a)	As a % of total shares held (Not applicable)	
								Class Equity x	Class Others y								
1 Custodian/DR Holder		0	0	0	0	0	0.0000	0	0	0	0.0000	0	0.0000	0	0.0000	0	0
2 Employee Benefit Trust (under SEBI (Share based Employee Benefit) Regulations, 2014)		0	0	0	0	0	0.0000	0	0	0	0.0000	0	0.0000	0	0.0000	0	0
Total Non Promoter- Non Public Shareholding (C)=(C)(1)+(C)(2)		0	0	0	0	0	0.0000	0	0	0	0.0000	0	0.0000	0	0.0000	0	0

Note
 (1) PAN would not be displayed on website of Stock Exchange(s).
 (2) The above format needs to disclose name of all holders holding more than 1% of total number of shares.
 (3) W.r.t. the information pertaining to Depository Receipts, the same may be disclosed in the respective columns to the extent information available.



Holding of Specified Securities

Annexure - I

Without PAN

1. Name of Listed Entity: NATH PULP & PAPER MILLS LTD

2. Scrip Code/Name of Scrip/Class of Security 502407

3. Share Holding Pattern Filed under: Reg. 31(1)(a)/Reg. 31(1)(b)/Reg.31(1)(c)

a. If under 31(1)(b) then indicate the report for Quarter ending **Pre Merger**

b. If under 31(1)(c) then indicate date of allotment/extinguishment

4. Declaration: The Listed entity is required to submit the following declaration to the extent of submission of information:-

	Particulars	Yes*	No*
1	Whether the Listed Entity has issued any partly paid up shares?		
2	Whether the Listed Entity has issued any Convertible Securities or Warrants?		
3	Whether the Listed Entity has any shares against which depository receipts are issued?		
4	Whether the Listed Entity has any shares in locked-in?		
5	Whether any shares held by promoters are pledge or otherwise encumbered?		

* If the Listed Entity selects the option 'No' for the questions above, the columns for the partly paid up shares, Outstanding Convertible Securities/Warrants, depository receipts, locked-in shares, No of shares pledged or otherwise encumbered by promoters, as applicable, shall not be displayed at the time of dissemination on the Stock Exchange website. Also wherever there is 'No' declared by Listed Entity in above table the values will be considered as 'Zero' by default on submission of the format of holding of specified securities.



Table I - SUMMARY STATEMENT HOLDING OF SPECIFIED SECURITIES

Category (I)	Category of shareholder (II)	No.s of Share holders (III)	No. of fully paid up equity Share held (IV)	No.s of Partly paid-up equity Share held (V)	No. of shares underlying Depository Receipts (VI)	Total nos. shares held (VII)= (IV)+(V)+(VI)	Shareholding as a % of total no. of shares (calculated as per SCRR,1957) (VIII) As a % of (A+B+C2)	Number of Voting Rights held in each class of securities (IX)			No. of Shares Underlying Outstanding convertible securities (including Warrants) (X)	Shareholding, as a % assuming full conversion of convertible securities(as a % of diluted share capital) (XI)=(VII)+(X) As a % of (A+B+C2)	Number of Locked in shares (XII)		Number of Shares pledged or otherwise encumbered (XIII)		Number of equity shares held in dematerialized form (XIV)	
								No of Voting Rights		Total as a % of (A+B+C)			No. (a)	As a % of total shares held (b)	No. (a)	As a % of total shares held (b)		
								Class Equity x	Class Others y									Total
(A)	Promoter & Promoter Group	14	6093779	0	0	6093779	67.7086	6093779	0	6093779	67.7086	0	67.7086	0	0.0000	3201600	51.9000	6038858
(B)	Public	26129	2906221	0	0	2906221	32.2913	2906221	0	2906221	32.2913	0	32.2913	0	0.0000	NA	NA	2758869
(C)	Non Promoter-Non Public	0	0	0	0	0	NA	0	0	0	0.0000	0	0.0000	0	0.0000	NA	NA	0
(C1)	Shares underlying DRs	0	0	0	0	0	0	0	0	0	0.0000	0	0.0000	0	0.0000	NA	NA	0
(C2)	Shares held by Employee Trusts	0	0	0	0	0	0	0	0	0	0.0000	0	0.0000	0	0.0000	NA	NA	0
	Total	26143	9000000	0	0	9000000		9000000	0	9000000	100.0000	0	100.0000	0	0.0000			8797727



Table II - STATEMENT SHOWING SHAREHOLDING PATTERN OF THE PROMOTER AND PROMOTER GROUP

Category & Name of the shareholders (I)	PAN (II)	No of Share holders (III)	No of fully paid up equity Shares held (IV)	Partly paid-up equity Share held (V)	No. of shares underlying Depository Receipts (VI)	Total nos. shares held (VII)=(IV)+(V)+(VI)	Shareholding % calculated as per SCRR,1957 As a % of (A+B+C2) (VIII)	Number of Voting Rights held in each class of securities (IX)			No. of Shares Underlying Outstanding convertible securities (including Warrants) (X)	Shareholding, as a % assuming full conversion of convertible securities(as a % of diluted share capital) (XI)=(VII)+(X) As a % of (A+B+C2)	Number of Locked in shares (XII)		Number of Shares pledged or otherwise encumbered (XIII)		Number of equity shares held in dematerialized form (XIV)	
								No of Voting Rights		Total as a % of (A+B+C)			No. (a)	As a % of total shares held (b)	No. (a)	As a % of total shares held (b)		
								Class Equity x	Class Others y									Total
1 Indian																		
(a) Individuals/Hindu undivided Family																		
NANDKISHOR LAXMINARAYAN KAGLIWAL		1	550	0	0	550	0.0061	550	0	550	0.0061	0	0.0061	0	0.0000	0	0.0000	0
JEEVANLATA NANDKISHOR KAGLIWAL		1	67	0	0	67	0.0007	67	0	67	0.0007	0	0.0007	0	0.0000	0	0.0000	0
SUBHASH KAGLIWAL		1	50	0	0	50	0.0006	50	0	50	0.0006	0	0.0006	0	0.0000	0	0.0000	0
AAKASH KAGLIWAL		1	52	0	0	52	0.0006	52	0	52	0.0006	0	0.0006	0	0.0000	0	0.0000	0
ASHU KAGLIWAL		1	2	0	0	2	0.0000	2	0	2	0.0000	0	0.0000	0	0.0000	0	0.0000	0
ANIL NARAYAN KAGLIWAL		1	50	0	0	50	0.0006	50	0	50	0.0006	0	0.0006	0	0.0000	0	0.0000	0
Total		6	771	0	0	771	0.0086	771	0	771	0.0086	0	0.0086	0	0.0000	0	0.0000	0
(b) Central Government/State Government(s)																		
Total		0	0	0	0	0	0.0000	0	0	0	0.0000	0	0.0000	0	0.0000	0	0.0000	0
(c) Financial Institutions/Banks																		
Total		0	0	0	0	0	0.0000	0	0	0	0.0000	0	0.0000	0	0.0000	0	0.0000	0
(d) Any Other(GROUP COMPANIES)																		
NATH CAPITAL & FINANCIAL SERVICES LTD		1	1648	0	0	1648	0.0183	1648	0	1648	0.0183	0	0.0183	0	0.0000	0	0.0000	0
PARESH FARMS PVT LTD		1	52502	0	0	52502	0.5833	52502	0	52502	0.5833	0	0.5833	0	0.0000	0	0.0000	0
JEEVAN FARMS PRIVATE LIMITED		1	35000	0	0	35000	0.3889	35000	0	35000	0.3889	0	0.3889	0	0.0000	35000	100.0000	35000
TAPOVAN PAPER AND BOARD MILLS LIMITED		1	2000000	0	0	2000000	22.2222	2000000	0	2000000	22.2222	0	22.2222	0	0.0000	0	0.0000	2000000
M/S PRABHA FARMS PRIVATE LIMITED		1	29	0	0	29	0.0003	29	0	29	0.0003	0	0.0003	0	0.0000	0	0.0000	29
PARESH FARMS PRIVATE LIMITED		1	1802	0	0	1802	0.0200	1802	0	1802	0.0200	0	0.0200	0	0.0000	0	0.0000	1802
ASHU FARMS PRIVATE LIMITED		1	2000000	0	0	2000000	22.2222	2000000	0	2000000	22.2222	0	22.2222	0	0.0000	1166600	58.3300	2000000
AKASH FARMS PRIVATE LIMITED		1	2002027	0	0	2002027	22.2447	2002027	0	2002027	22.2447	0	22.2447	0	0.0000	2000000	99.8988	2002027
Total		8	6093008	0	0	6093008	67.7000	6093008	0	6093008	67.7000	0	67.7000	0	0.0000	3201600	51.9065	6038858
Sub-Total (A)(1)		14	6093779	0	0	6093779	67.7086	6093779	0	6093779	67.7086	0	67.7086	0	0.0000	3201600	51.9065	6038858
2 Foreign																		
(a) Individuals(Non-Resident Individuals/Foreign Individuals)																		
Total		0	0	0	0	0	0.0000	0	0	0	0.0000	0	0.0000	0	0.0000	0	0.0000	0
(b) Government																		
Total		0	0	0	0	0	0.0000	0	0	0	0.0000	0	0.0000	0	0.0000	0	0.0000	0
(c) Institutions																		
Total		0	0	0	0	0	0.0000	0	0	0	0.0000	0	0.0000	0	0.0000	0	0.0000	0
(d) Foreign Portfolio Investor																		
Total		0	0	0	0	0	0.0000	0	0	0	0.0000	0	0.0000	0	0.0000	0	0.0000	0
Sub-Total (A)(2)		0	0	0	0	0	0.0000	0	0	0	0.0000	0	0.0000	0	0.0000	0	0.0000	0
Total Shareholding of Promoter and Promoter Group (A) = (A)(1)+(A)(2)		24	6168779	0	0	6168779	68.5420	6168779	0	6168779	68.5420	0	68.5420	0	0.0000	3201600	51.9001	6113858

Details of Shares which remain unclaimed may be given here along with details such as number of shareholders, outstanding shares held in demat/unclaimed suspense account, voting rights which are frozen etc.

Note:
 (1) PAN would not be displayed on website of Stock Exchange(s).
 (2) The term "Encumbrance" has the same meaning as assigned under regulation 28(3) of SEBI (Substantial Acquisition of Shares and Takeovers) Regulations, 2011.

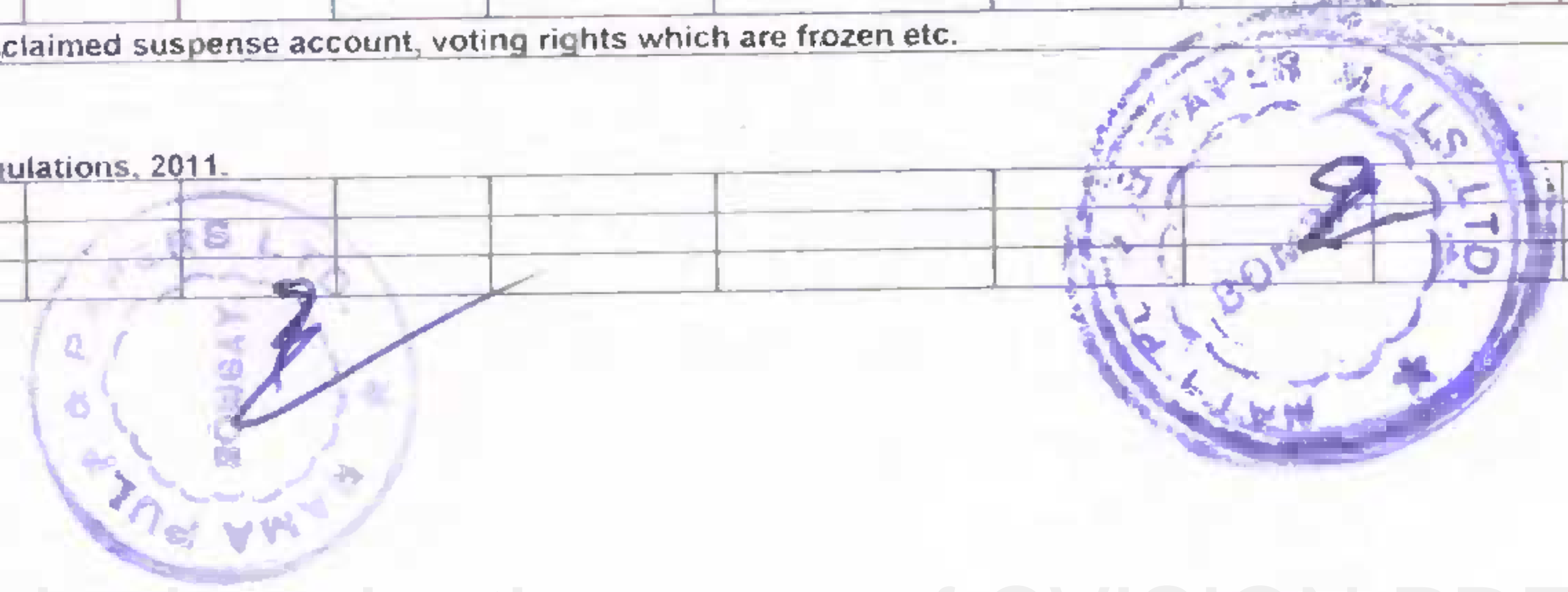


Table III - STATEMENT SHOWING SHAREHOLDING PATTERN OF THE PUBLIC SHAREHOLDER

Category & Name of the shareholders (I)	PAN (II)	No. s of Share holders (III)	No. of fully paid up equity Share held (IV)	Partly paid-up equity Share held (V)	No. s of shares underlying Depository Receipts (VI)	Total nos. shares held (VII)= (IV)+(V)+(VI)	Shareholding % calculated as per SCRR,1957) As a % of (A+B+C2) (VIII)	Number of Voting Rights held in each class of securities (IX)			No. of Shares Underlying Outstanding convertible securities (including Warrants) (X)	Total Shareholding, as a % assuming full conversion of convertible securities(as a percentage of diluted share capital) (XI)=(VII)+(X) As a % of (A+B+C2)	Number of Locked in shares (XII)		Number of Shares pledged or otherwise encumbered (XIII)		Number of equity shares held in dematerialized form (XIV)	
								No of Voting Rights		Total as a % of Total Voting Rights			No. (a)	As a % of total shares held (b)	No. (Not applicable) (a)	As a % of total shares held (b)		
								Class Equity x	Class Others y									Total
1 Institutions																		
(a) Mutual Funds		11	3928	0	0	3928	0.0436	3928	0	3928	0.0436	0	0.0436	0	0.0000	NA	NA	0
(b) Venture Capital Funds		0	0	0	0	0	0.0000	0	0	0	0.0000	0	0.0000	0	0.0000	NA	NA	0
(c) Alterhate Investment Funds		0	0	0	0	0	0.0000	0	0	0	0.0000	0	0.0000	0	0.0000	NA	NA	0
(d) Foreign Venture Capital Investors		0	0	0	0	0	0.0000	0	0	0	0.0000	0	0.0000	0	0.0000	NA	NA	0
(e) Foreign Portfolio Investors		0	0	0	0	0	0.0000	0	0	0	0.0000	0	0.0000	0	0.0000	NA	NA	0
(f) Financial Institution/Banks		16	2115515	0	0	2115515	23.5057	2115515	0	2115515	23.5057	0	23.5057	0	0.0000	NA	NA	2103730
ASSET RECONSTRUCTION COMPANY (INDIA) LTD.(TRUST HOLDINGS)		1	2000000	0	0	2000000	22.2222	2000000	0	2000000	22.2222	0	22.2222	0	0.0000	NA	NA	2000000
(g) Insurance Companies		0	0	0	0	0	0.0000	0	0	0	0.0000	0	0.0000	0	0.0000	NA	NA	0
(h) Provident Funds/ Pension Funds		0	0	0	0	0	0.0000	0	0	0	0.0000	0	0.0000	0	0.0000	NA	NA	0
SUB TOTAL (B)(1)		27	2119443	0	0	2119443	23.5494	2119443	0	2119443	23.5494	0	23.5494	0	0.0000	NA	NA	2103730
2 Central / State government(s)																		
(a) Central Government/ State Government(s)/President of India		0	0	0	0	0	0.0000	0	0	0	0.0000	0	0.0000	0	0.0000	NA	NA	0
SUB TOTAL (B)(2)		0	0	0	0	0	0.0000	0	0	0	0.0000	0	0.0000	0	0.0000	NA	NA	0
3 Non-institutions																		
(a) Individuals - i. Individual shareholders holding nominal share capital up to Rs. 2 lakhs.		25649	596532	0	0	596532	6.6281	596532	0	596532	6.6281	0	6.6281	0	0.0000	NA	NA	477130
(a) INDIVIDUAL - ii. Individual shareholders holding nominal share capital in excess of Rs. 2 lakhs.		2	68353	0	0	68353	0.7595	68353	0	68353	0.7595	0	0.7595	0	0.0000	NA	NA	68353
(b) NBFCs registered with RBI		0	0	0	0	0	0.0000	0	0	0	0.0000	0	0.0000	0	0.0000	NA	NA	0
(c) Employee Trusts		0	0	0	0	0	0.0000	0	0	0	0.0000	0	0.0000	0	0.0000	NA	NA	0
(d) Overseas Depositories (holding DRs) (balancing figure)		0	0	0	0	0	0.0000	0	0	0	0.0000	0	0.0000	0	0.0000	NA	NA	0
(e) Any Other(BODIES CORPORATE)		171	113855	0	0	113855	1.2650	113855	0	113855	1.2650	0	1.2650	0	0.0000	NA	NA	107863
(e) Any Other(CLEARING MEMBER)		9	829	0	0	829	0.0092	829	0	829	0.0092	0	0.0092	0	0.0000	NA	NA	829
(e) Any Other(EMPLOYEE)		238	2341	0	0	2341	0.0260	2341	0	2341	0.0260	0	0.0260	0	0.0000	NA	NA	0
(e) Any Other(NON RESIDENT INDIANS (NON REPAT))		17	60	0	0	60	0.0007	60	0	60	0.0007	0	0.0007	0	0.0000	NA	NA	60
(e) Any Other(NON RESIDENT INDIANS (NRI))		16	4808	0	0	4808	0.0534	4808	0	4808	0.0534	0	0.0534	0	0.0000	NA	NA	904
SUB TOTAL (B)(3)		26102	786778	0	0	786778	8.7419	786778	0	786778	8.7419	0	8.7419	0	0.0000	NA	NA	655139
Total Public Shareholding (B) = (B)(1)+(B)(2)+(B)(3)		26129	2906221	0	0	2906221	32.2913	2906221	0	2906221	32.2913	0	32.2913	0	0.0000	NA	NA	2758869

Details of the shareholders acting as persons in Concert including their Shareholding (No. and %): 0

Details of Shares which remain unclaimed may be given here along with details such as number of shareholders, outstanding shares held in demat/unclaimed suspense account, voting rights which are frozen etc.

Note:

(1) PAN would not be displayed on website of Stock Exchange(s).

(2) The above format needs to be disclosed along with the name of following persons:

Institutions/Non Institutions holding more than 1% of total number of shares.



Table IV - STATEMENT SHOWING SHAREHOLDING PATTERN OF THE NON PROMOTER - NON PUBLIC SHAREHOLDER

Category & Name of the shareholders (I)	PAN (II)	No. of Share holders (III)	No. of fully paid up equity Share held (IV)	Partly paid-up equity Share held (V)	No.s of shares underlying Depository Receipts (VI)	Total no. shares held (VII)= (IV)+(V)+(VI)	Shareholding % calculated as per SCRR, 1957 As a % of (A+B+C2) (VIII)	Number of Voting Rights held in each class of securities (IX)			No. of Shares Underlying Outstanding convertible securities (including Warrants) (X)	Total Shareholding, as a % assuming full conversion of convertible securities (as a % of diluted share capital) (XI)=(VII)+(X) As a % of (A+B+C2)	Number of Locked in shares (XII)		Number of Shares pledged or otherwise encumbered (XIII)		Number of equity shares held in dematerialized form (XIV)	
								No of Voting Rights		Total as a % of (A+B+C)			No (a)	As a % of total shares held (b)	No (Not applicable) (a)	As a % of total shares held (Not applicable)		
								Class Equity x	Class Others y									Total
1 Custodian/DR Holder			0	0	0	0	0.0000	0	0	0	0.0000	0	0.0000	0	0.0000	NA	NA	0
2 Employee Benefit Trust (under SEBI (Share based Employee Benefit) Regulations, 2014)			0	0	0	0	0.0000	0	0	0	0.0000	0	0.0000	0	0.0000	NA	NA	0
Total Non Promoter-Non Public Shareholding (C)=(C)(1)+(C)(2)			0	0	0	0	0.0000	0	0	0	0.0000	0	0.0000	0	0.0000	NA	NA	0

Note
 (1) PAN would not be displayed on website of Stock Exchange(s).
 (2) The above format needs to disclose name of all holders holding more than 1% of total number of shares.
 (3) W.r.t. the information pertaining to Depository Receipts, the same may be disclosed in the respective columns to the extent information available.

Holding of Specified Securities

w/Hand-PAN

Annexure - I

1. Name of Listed Entity:	Nath Industrial Chemicals Limited		
2. Scrip Code/Name of Scrip/Class of Security		Equity Shares	
3. Share Holding Pattern Filed under: Reg. 31(1)(a)/Reg. 31(1)(b)/Reg.31(1)(c)			
a. If under 31(1)(b) then indicate the report for Pre-Merger	Pre Merger		
b. If under 31(1)(c) then indicate date of allotment/extinguishment	N.A.		
4. Declaration: The Listed entity is required to submit the following declaration to the extent of submission of information:-			

	Particulars	Yes*	No*
1	Whether the Listed Entity has issued any partly paid up shares?		No*
2	Whether the Listed Entity has issued any Convertible Securities or Warrants?		No*
3	Whether the Listed Entity has any shares against which depository receipts are issued?		No*
4	Whether the Listed Entity has any shares in locked-in?		No*
5	Whether any shares held by promoters are pledge or otherwise encumbered?		No*

* If the Listed Entity selects the option 'No' for the questions above, the columns for the partly paid up shares, Outstanding Convertible Securities/Warrants, depository receipts, locked-in shares, No of shares pledged or otherwise encumbered by promoters, as applicable, shall not be displayed at the time of dissemination on the Stock Exchange website. Also wherever there is 'No' declared by Listed Entity in above table the values will be considered as 'Zero' by default on submission of the format of holding of specified securities.




Table I - SUMMARY STATEMENT HOLDING OF SPECIFIED SECURITIES

Category (I)	Category of shareholder (II)	No.s of Share holders (III)	No. of fully paid up equity Share held (IV)	No.s of Partly paid-up equity Share held (V)	No. of shares underlying Depository Receipts (VI)	Total nos. shares held (VII)= (IV)+(V)+(VI)	Shareholding as a % of total no. of shares (calculated as per SCRR,1957) (VIII) As a % of (A+B+C2)	Number of Voting Rights held in each class of securities (IX)			No. of Shares Underlying Outstanding convertible securities (including Warrants) (X)	Shareholding, as a % assuming full conversion of convertible securities(as a % of diluted share capital) (XI)=(VII)+(X) As a % of (A+B+C2)	Number of Locked in shares (XII)		Number of Shares pledged or otherwise encumbered (XIII)		Number of equity shares held in dematerialized form (XIV)
								No of Voting Rights		Total as a % of (A+B+C)			No. (a)	As a % of total shares held (b)	No. (a)	As a % of total shares held (b)	
								Class Equity x	Class Others y								
(A)	Promoter & Promoter Group	7	5000000	0	0	5000000	100	5000000		5000000	100	0	100	0	0	0	0
(B)	Public	0	0	0	0	0	0	0		0	0	0	0	0	0	0	0
(C)	Non Promoter-Non Public	0	0	0	0	0	0	0		0	0	0	0	0	0	0	0
(C1)	Shares underlying DRs	0	0	0	0	0	0	0		0	0	0	0	0	0	0	0
(C2)	Shares held by Employee Trusts	0	0	0	0	0	0	0		0	0	0	0	0	0	0	0
	Total	7	5000000	0	0	5000000	100	5000000		5000000	100	0	100	0	0	0	0



Table II - STATEMENT SHOWING SHAREHOLDING PATTERN OF THE PROMOTER AND PROMOTER GROUP

Category & Name of the shareholders (I)	PAN (II)	No of Share holders (III)	No of fully paid up equity Shares held (IV)	Partly paid-up equity Share held (V)	No. of shares underlying Depository Receipts (VI)	Total nos. shares held (VII)= (IV)+(V)+(VI)	Shareholding % calculated as per SCRR, 1957 As a % of (A+B+C2) (VIII)	Number of Voting Rights held in each class of securities (IX)			No. of Shares Underlying Outstanding convertible securities (including Warrants) (X)	Shareholding, as a % assuming full conversion of convertible securities(as a % of diluted share capital) (XI)=(VII)+(X) As a % of (A+B+C2)	Number of Locked in shares (XII)		Number of Shares pledged or otherwise encumbered (XIII)		Number of equity shares held in dematerialized form (XIV)	
								No of Voting Rights		Total as a % of (A+B+C)			No (a)	As a % of total shares held (b)	No. (a)	As a % of total shares held (b)		
								Class Equity x	Class Others y									Total
1 Indian																		
(a) Individuals/Hindu undivided Family																		
Nandkishor Kagliwal		1	100	0	0	100	0.00	100	0	100	0.00	0	0.00	0	0	0	0	0
Jeevanlata Kagliwal		1	100	0	0	100	0.00	100	0	100	0.00	0	0.00	0	0	0	0	0
Sweta Kagliwal		1	100	0	0	100	0.00	100	0	100	0.00	0	0.00	0	0	0	0	0
Akash Kagliwal		1	100	0	0	100	0.00	100	0	100	0.00	0	0.00	0	0	0	0	0
Ashu Kagliwal		1	100	0	0	100	0.00	100	0	100	0.00	0	0.00	0	0	0	0	0
Total		5	500	0	0	500	0.01	500	0	500	0.01	0	0.01	0	0	0	0	0
(b) Central Government/State Government(s)																		
Total																		
(c) Financial Institutions/Banks																		
Total																		
(d) Any Other																		
Akash Farms Pvt.Ltd.		1	2499750	0	0	2499750	50.00	2499750	0	2499750	50.00	0	50.00	0	0	0	0	0
Ashu Farms Pvt.Ltd.		1	2499750	0	0	2499750	50.00	2499750	0	2499750	50.00	0	50.00	0	0	0	0	0
Total		2	4999500	0	0	4999500	99.99	4999500	0	4999500	99.99	0	99.99	0	0	0	0	0
Sub-Total (A)(1)		2	4999500	0	0	4999500	99.99	4999500	0	4999500	99.99	0	99.99	0	0	0	0	0
2 Foreign																		
(a) Individuals(Non-Resident Individuals/Foreign Individuals)																		
Total		0	0	0	0	0	0	0	0	0	0	0	0	0	0	0	0	0
(b) Government																		
Total		0	0	0	0	0	0	0	0	0	0	0	0	0	0	0	0	0
(c) Institutions																		
Total		0	0	0	0	0	0	0	0	0	0	0	0	0	0	0	0	0
(d) Foreign Portfolio Investor																		
Total		0	0	0	0	0	0	0	0	0	0	0	0	0	0	0	0	0
Sub-Total (A)(2)		0	0	0	0	0	0	0	0	0	0	0	0	0	0	0	0	0
Total Shareholding of Promoter and Promoter Group (A) = (A)(1)+(A)(2)		7	5000000	0	0	5000000	100	5000000	0	5000000	100	0	100	0	0	0	0	0

Details of Shares which remain unclaimed may be given hear along with details such as number of shareholders, outstanding shares held in demat/unclaimed suspense account, voting rights which are frozen etc.

- Note:
 (1) PAN would not be displayed on website of Stock Exchange(s).
 (2) The term "Encumbrance" has the same meaning as assigned under regulation 28(3) of SEBI (Substantial Acquisition of Shares and Takeovers) Regulations, 2011.



Table III - STATEMENT SHOWING SHAREHOLDING PATTERN OF THE PUBLIC SHAREHOLDER

Category & Name of the shareholders (I)	PAN (II)	No.s of Share holders (III)	No. of fully paid up equity Share held (IV)	Partly paid-up equity Share held (V)	No.s of shares underlying Depository Receipts (VI)	Total nos. shares held (VII)= (IV)+(V)+(VI)	Shareholding % calculated as per SCRR, 1957) As a % of (A+B+C2) (VIII)	Number of Voting Rights held in each class of securities (IX)			No. of Shares Underlying Outstanding convertible securities (including Warrants) (X)	Total Shareholding, as a % assuming full conversion of convertible securities(as a percentage of diluted share capital) (XI)=(VII)+(X) As a % of (A+B+C2)	Number of Locked in shares (XII)		Number of Shares pledged or otherwise encumbered (XIII)		Number of equity shares held in dematerialized form (XIV)		
								No of Voting Rights		Total as a % of Total Voting Rights			No. (a)	As a % of total shares held (b)	No. (Not applicable) (a)	As a % of total shares held (b)			
								Class Equity x	Class Others y									Total	
1 Institutions																			
(a) Mutual Funds			0	0	0	0	0	0	0	0	0	0	0	0	0	0	0	0	0
(b) Venture Capital Funds			0	0	0	0	0	0	0	0	0	0	0	0	0	0	0	0	0
(c) Alternate Investment Funds			0	0	0	0	0	0	0	0	0	0	0	0	0	0	0	0	0
(d) Foreign Venture Capital Investors			0	0	0	0	0	0	0	0	0	0	0	0	0	0	0	0	0
(e) Foreign Portfolio Investors			0	0	0	0	0	0	0	0	0	0	0	0	0	0	0	0	0
(f) Financial Institution/Banks			0	0	0	0	0	0	0	0	0	0	0	0	0	0	0	0	0
(g) Insurance Companies			0	0	0	0	0	0	0	0	0	0	0	0	0	0	0	0	0
(h) Provident Funds/ Pension Funds			0	0	0	0	0	0	0	0	0	0	0	0	0	0	0	0	0
SUB TOTAL (B)(1)			0	0	0	0	0	0	0	0	0	0	0	0	0	0	0	0	0
2 Central / State government(s)																			
(a) Central Government/ State Government(s)/President of India			0	0	0	0	0	0	0	0	0	0	0	0	0	0	0	0	0
SUB TOTAL (B)(2)			0	0	0	0	0	0	0	0	0	0	0	0	0	0	0	0	0
3 Non-institutions																			
(a) Individuals - i. Individual shareholders holding nominal share capital up to Rs. 2 lakhs.			0	0	0	0	0	0	0	0	0	0	0	0	0	0	0	0	0
(a) INDIVIDUAL - ii. Individual shareholders holding nominal share capital in excess of Rs. 2 lakhs.			0	0	0	0	0	0	0	0	0	0	0	0	0	0	0	0	0
(b) NBFCs registered with RBI			0	0	0	0	0	0	0	0	0	0	0	0	0	0	0	0	0
(c) Employee Trusts			0	0	0	0	0	0	0	0	0	0	0	0	0	0	0	0	0
(d) Overseas Depositories (holding DRs) (balancing figure)			0	0	0	0	0	0	0	0	0	0	0	0	0	0	0	0	0
(e) Any Other			0	0	0	0	0	0	0	0	0	0	0	0	0	0	0	0	0
SUB TOTAL (B)(3)			0	0	0	0	0	0	0	0	0	0	0	0	0	0	0	0	0
Total Public Shareholding (B) = (B)(1)+(B)(2)+(B)(3)			0	0	0	0	0	0	0	0	0	0	0	0	0	0	0	0	0

Details of the shareholders acting as persons in Concert including their Shareholding (No. and %): 0
 Details of Shares which remain unclaimed may be given here along with details such as number of shareholders, outstanding shares held in demat/unclaimed suspense account, voting rights which are frozen etc.

Note:

(1) PAN would not be displayed on website of Stock Exchange(s).

(2) The above format needs to be disclosed along with the name of following persons:

Institutions/Non Institutions holding more than 1% of total number of shares.




Table IV - STATEMENT SHOWING SHAREHOLDING PATTERN OF THE NON PROMOTER - NON PUBLIC SHAREHOLDER

Category & Name of the shareholders (I)	PAN (II)	No. of Share holders (III)	No. of fully paid up equity Share held (IV)	Partly paid-up equity Share held (V)	No.s of shares underlying Depository Receipts (VI)	Total no. shares held (VII)= (IV)+(V)+(VI)	Shareholding % calculated as per SCRR,1957 As a % of (A+B+C2) (VIII)	Number of Voting Rights held in each class of securities (IX)			No. of Shares Underlying Outstanding convertible securities (including Warrants) (X)	Total Shareholding, as a % assuming full conversion of convertible securities(as a % of diluted share capital) (XI)=(VII)+(X) As a % of (A+B+C2)	Number of Locked in shares (XII)		Number of Shares pledged or otherwise encumbered (XIII)		Number of equity shares held in dematerialized form (XIV)
								No of Voting Rights		Total as a % of (A+B+C)			No (a)	As a % of total shares held (b)	No. (Not applicable) (a)	As a % of total shares held (Not applicable)	
								Class Equity x	Class Others y								
1 Custodian/DR Holder			0	0	0	0	0.0000	0	0	0	0.0000	0	0.0000	0	0.0000	0	0
2 Employee Benefit Trust (under SEBI (Share based Employee Benefit) Regulations, 2014)			0	0	0	0	0.0000	0	0	0	0.0000	0	0.0000	0	0.0000	0	0
Total Non Promoter- Non Public Shareholding (C)=(C)(1)+(C)(2)			0	0	0	0	0.0000	0	0	0	0.0000	0	0.0000	0	0.0000	0	0

Note
 (1) PAN would not be displayed on website of Stock Exchange(s).
 (2) The above format needs to disclose name of all holders holding more than 1% of total number of shares.
 (3) W.r.t. the information pertaining to Depository Receipts, the same may be disclosed in the respective columns to the extent information available.

Holding of Specified Securities

Annexure - I

Post
without
PAW

1. Name of Listed Entity: RAMA PULP AND PAPERS LIMITED

2. Scrip Code/Name of Scrip/Class of Security 502587

3. Share Holding Pattern Filed under: Reg. 31(1)(a)/Reg. 31(1)(b)/Reg.31(1)(c)

a. If under 31(1)(b) then indicate the report for Quarter ending **Post Merger**

b. If under 31(1)(c) then indicate date of allotment/extinguishment

4. Declaration: The Listed entity is required to submit the following declaration to the extent of submission of information:-

Particulars	Yes*	No*
1 Whether the Listed Entity has issued any partly paid up shares?		No*
2 Whether the Listed Entity has issued any Convertible Securities or Warrants?		No*
3 Whether the Listed Entity has any shares against which depository receipts are issued?		No*
4 Whether the Listed Entity has any shares in locked-in?		No*
5 Whether any shares held by promoters are pledge or otherwise encumbered?	Yes*	

* If the Listed Entity selects the option 'No' for the questions above, the columns for the partly paid up shares, Outstanding Convertible Securities/Warrants, depository receipts, locked-in shares, No of shares pledged or otherwise encumbered by promoters, as applicable, shall not be displayed at the time of dissemination on the Stock Exchange website. Also wherever there is 'No' declared by Listed Entity in above table the values will be considered as 'Zero' by default on submission of the format of holding of specified securities.



Table I - SUMMARY STATEMENT HOLDING OF SPECIFIED SECURITIES

Category (I)	Category of shareholder (II)	No.s of Share holders (III)	No. of fully paid up equity Share held (IV)	No.s of Partly paid-up equity Share held (V)	No. of shares underlying Depository Receipts (VI)	Total nos. shares held (VII)= (IV)+(V)+(VI)	Shareholding as a % of total no. of shares (calculated as per SCRR, 1957) (VIII) As a % of (A+B+C2)	Number of Voting Rights held in each class of securities (IX)			No. of Shares Underlying Outstanding convertible securities (including Warrants) (X)	Shareholding, as a % assuming full conversion of convertible securities(as a % of diluted share capital) (XI)=(VII)+(X) As a % of (A+B+C2)	Number of Locked in shares (XII)		Number of Shares pledged or otherwise encumbered (XIII)		Number of equity shares held in dematerialized form (XIV)	
								No of Voting Rights		Total as a % of (A+B+C)			No. (a)	As a % of total shares held (b)	No. (a)	As a % of total shares held (b)		
								Class Equity x	Class Others y									Total
(A)	Promoter & Promoter Group	14	13380920	0	0	13380920	70.43	13380920	0	13380920	70.43	0	70.43	0	0.0000	220000	1.64	4353460
(B)	Public	31536	5619080	0	0	5619080	29.57	5619080	0	5619080	29.57	0	29.57	0	0.0000	0	0	5497684
(C)	Non Promoter-Non Public		0	0	0	0	0	0	0	0	0.0000	0	0.00	0	0.0000	0	0	0
(C1)	Shares underlying DRs	0	0	0	0	0	0	0	0	0	0.0000	0	0.00	0	0.0000	0	0	0
(C2)	Shares held by Employee Trusts	0	0	0	0	0	0	0	0	0	0.0000	0	0.00	0	0.0000	0	0	0
	Total	31550	19000000	0	0	19000000	100.00	19000000	0	19000000	100.0000	0	100.00	0	0.0000	220000	1.16	9851144



Table II - STATEMENT SHOWING HOLDING PATTERN OF THE PROMOTER AND PROMOTER GROUP

Category & Name of the shareholders (I)	PAN (II)	No of Share holders (III)	No of fully paid up equity Shares held (IV)	Partly paid-up equity Share held (V)	No. of shares underlying Depository Receipts (VI)	Total nos. shares held (VII)= (IV)+(V)+(VI)	Shareholding % calculated as per SCRR,1957 As a % of (A+B+C2) (VIII)	Number of Voting Rights held in each class of securities (IX)			No. of Shares Underlying Outstanding convertible securities (including Warrants) (X)	Shareholding, as a % assuming full conversion of convertible securities(as a % of diluted share capital) (XI)=(VII)+(X) As a % of (A+B+C2)	Number of Locked in shares (XII)		Number of Shares pledged or otherwise encumbered (XIII)		Number of equity shares held in dematerialized form (XIV)	
								No of Voting Rights		Total as a % of (A+B+C)			No. (a)	As a % of total shares held (b)	No. (a)	As a % of total shares held (b)		
								Class Equity x	Class Others y									Total
1 Indian																		
(a) Individuals/Hindu undivided Family																		
NANDKISHOR LAXMINARAYAN KAGLIWAL		1	455	0	0	455	0.00	455	0	455	0.00	0	0.00	0	0.0000	0	0.0000	0
JEEVANLATA NANDKISHOR KAGLIWAL		1	214	0	0	214	0.00	214	0	214	0.00	0	0.00	0	0.0000	0	0.0000	0
SUBHASH KAGLIWAL		1	25	0	0	25	0.00	25	0	25	0.00	0	0.00	0	0.0000	0	0.0000	0
AAKASH KAGLIWAL		1	206	0	0	181	0.00	181	0	181	0.00	0	0.00	0	0.0000	0	0.0000	0
ASHU KAGLIWAL		1	181	0	0	181	0.00	181	0	181	0.00	0	0.00	0	0.0000	0	0.0000	0
ANIL KAGLIWAL		1	25	0	0	25	0.00	25	0	25	0.00	0	0.00	0	0.0000	0	0.0000	0
SWETA KAGLIWAL		1	180	0	0	180	0.00	180	0	180	0.00	0	0.00	0	0.0000	0	0.0000	0
Total		7	1286	0	0	1261	0.01	1261	0	1261	0.01	0	0.00	0	0.0000	0	0.0000	0
(b) Central Government/State Government(s)																		
Total		0	0	0	0	0	0.0000	0	0	0	0.0000	0	0.0000	0	0.0000	0	0.0000	0
(c) Financial Institutions/Banks																		
Total		0	0	0	0	0	0.0000	0	0	0	0.0000	0	0.0000	0	0.0000	0	0.0000	0
(d) Any Other(GROUP COMPANIES)																		
NATH CAPITAL & FINANCIAL SERVICES LTD		1	824	0	0	824	0.00	824	0	824	0.00	0	0.00	0	0.0000	0	0.0000	0
PARESH FARMS PVT LTD		1	27152	0	0	27152	0.14	27152	0	27152	0.14	0	0.14	0	0.0000	0	0.0000	901
JEEVAN FARMS PRIVATE LIMITED		1	82158	0	0	82158	0.43	82158	0	82158	0.43	0	0.43	0	0.0000	70000	0.52	82158
TAPOVAN PAPER AND BOARD MILLS LIMITED		1	1000000	0	0	1000000	5.26	1000000	0	1000000	5.26	0	5.26	0	0.0000	0	0.0000	1000000
M/S PRABHA FARMS PRIVATE LIMITED		1	32140	0	0	32140	0.17	32140	0	32140	0.17	0	0.17	0	0.0000	0	0.0000	32140
ASHU FARMS PRIVATE LIMITED		1	5499550	0	0	5499550	28.95	5499550	0	5499550	28.95	0	28.95	0	0.0000	0	0.00	1000000
AKASH FARMS PRIVATE LIMITED		1	6737810	0	0	6737810	35.46	6737810	0	6737810	35.46	0	35.46	0	0.0000	150000	1.12	2238261
Total		7	13379634	0	0	13379634	70.42	13379634	0	13379634	70.42	0	70.42	0	0.0000	220000	1.16	4353460
Sub-Total (A)(1)		14	13380920	0	0	13380895	70.43	13380895	0	13380895	70.43	0	70.43	0	0.0000	220000	1.16	4353460
2 Foreign																		
(a) Individuals(Non-Resident Individuals/Foreign Individuals)																		
Total		0	0	0	0	0	0.0000	0	0	0	0.0000	0	0.0000	0	0.0000	0	0.0000	0
(b) Government																		
Total		0	0	0	0	0	0.0000	0	0	0	0.0000	0	0.0000	0	0.0000	0	0.0000	0
(c) Institutions																		
Total		0	0	0	0	0	0.0000	0	0	0	0.0000	0	0.0000	0	0.0000	0	0.0000	0
(d) Foreign Portfolio Investor																		
Total		0	0	0	0	0	0.0000	0	0	0	0.0000	0	0.0000	0	0.0000	0	0.0000	0
Sub-Total (A)(2)		0	0	0	0	0	0.0000	0	0	0	0.0000	0	0.0000	0	0.0000	0	0.0000	0
Total Shareholding of Promoter and Promoter Group (A) = (A)(1)+(A)(2)		14	13380920	0	0	13380895	70.43	13380895	0	13380895	70.43	0	70.43	0	0.0000	220000	1.16	4353460

Details of Shares which remain unclaimed may be given here along with details such as number of shareholders, outstanding shares held in demat/unclaimed suspense account, voting rights which are frozen etc.

Note:

(1) PAN would not be displayed on website of Stock Exchange(s).

(2) The term "Encumbrance" has the same meaning as assigned under regulation 28(3) of SEBI (Substantial Acquisition of Shares and Takeovers) Regulations, 2011.






Table III - STATEMENT SHOWING SHAREHOLDING PATTERN OF THE PUBLIC SHAREHOLDER

Category & Name of the shareholders (I)	PAN (II)	No.s of Share holders (III)	No. of fully paid up equity Share held (IV)	Partly paid-up equity Share held (V)	No.s of shares underlying Depository Receipts (VI)	Total nos. shares held (VII)= (IV)+(V)+(VI)	Shareholding % calculated as per SCRR, 1957 As a % of (A+B+C2) (VIII)	Number of Voting Rights held in each class of securities (IX)			No. of Shares Underlying Outstanding convertible securities (including Warrants) (X)	Total Shareholding, as a % assuming full conversion of convertible securities(as a percentage of diluted share capital) (XI)=(VII)+(X) As a % of (A+B+C2)	Number of Locked in shares (XII)		Number of Shares pledged or otherwise encumbered (XIII)		Number of equity shares held in dematerialize d form (XIV)	
								No of Voting Rights		Total as a % of Total Voting Rights			No. (a)	As a % of total shares held (b)	No. (Not applicable) (a)	As a % of total shares held (b)		
								Class Equity x	Class Others y									Total
1 Institutions																		
(a) Mutual Funds		23	7664	0	0	7664	0.04	7664	0	7664	0.04	0	0.04	0	0.0000	0	0	0
(b) Venture Capital Funds		0	0	0	0	0	0.00	0	0	0	0.00	0	0.00	0	0.0000	0	0	0
(c) Alternate Investment Funds		0	0	0	0	0	0.00	0	0	0	0.00	0	0.00	0	0.0000	0	0	0
(d) Foreign Venture Capital Investors		0	0	0	0	0	0.00	0	0	0	0.00	0	0.00	0	0.0000	0	0	0
(e) Foreign Portfolio Investors		0	0	0	0	0	0.00	0	0	0	0.00	0	0.00	0	0.0000	0	0	0
(f) Financial Institution/Banks		16	1057758	0	0	1057758	5.57	1057758	0	1057758	5.57	0	5.57	0	0.0000	0	0	1051865
ASSET RECONSTRUCTION COMPANY (INDIA) LTD.(TRUST HOLDINGS)		1	1000000	0	0	1000000	5.26	1000000	0	1000000	5.26	0	5.26	0	0.0000	0	0	1000000
(g) Insurance Companies		0	0	0	0	0	0.0000	0	0	0	0.00	0	0.00	0	0.0000	0	0	0
(h) Provident Funds/ Pension Funds		0	0	0	0	0	0.0000	0	0	0	0.00	0	0.00	0	0.0000	0	0	0
SUB TOTAL (B)(1)		39	1065422	0	0	1065422	5.61	1065422	0	1065422	5.61	0	5.61	0	0.0000	0	0	1051865
2 Central / State government(s)																		
(a) Central Government/ State Government(s)/President of India		0	0	0	0	0	0.0000	0	0	0	0.0000	0	0.0000	0	0.0000	0	0	0
SUB TOTAL (B)(2)		0	0	0	0	0	0.0000	0	0	0	0.0000	0	0.0000	0	0.0000	0	0	0
3 Non-institutions																		
(a) Individuals - i. Individual shareholders holding nominal share capital up to Rs. 2 lakhs.		30847	1880313	0	0	1880313	9.90	1880313	0	1880313	9.8964	0	6.6281	0	0.0000	0	0	1753194
(a) INDIVIDUAL - ii. Individual shareholders holding nominal share capital in excess of Rs. 2 lakhs.		37	783218	0	0	783218	4.12	783218	0	783218	4.1222	0	0.7595	0	0.0000	0	0	764218
(b) NBFCs registered with RBI		1	250	0	0	250	0.00	250	0	0	0.0000	0	0.00	0	0.0000	0	0	250
(c) Employee Trusts		0	0	0	0	0	0.00	0	0	0	0.0000	0	0.0000	0	0.0000	0	0	0
(d) Overseas Depositories (holding DRs) (balancing figure)		0	0	0	0	0	0.00	0	0	0	0.0000	0	0.0000	0	0.0000	0	0	0
(e) Any Other(BODIES CORPORATE)		332	1733085	0	0	1733085	9.12	1733085	0	1733085	9.12	0	9.12	0	0.0000	0	0	1772536
Ennar Star Trade Ltd		1	274874	0	0	274874	1.45	274874	0	274874	1.45	0	1.45	0	0.0000	0	0	274874
Mayo Farms Pvt Ltd		1	628992	0	0	628992	3.31	628992	0	628992	3.31	0	3.31	0	0.0000	0	0	628992
Tapovan Farms Pvt Ltd.		1	345500	0	0	345500	1.82	345500	0	345500	1.82	0	1.82	0	0.0000	0	0	345500
(e) Any Other(CLEARING MEMBER)		9	82623	0	0	82623	0.43	82623	0	82623	0.4349	0	0.43	0	0.0000	0	0	82623
(e) Any Other(EMPLOYEE)		238	1171	0	0	1171	0.01	1171	0	1171	0.0062	0	0.01	0	0.0000	0	0	0
(e) Any Other(NON RESIDENT INDIANS (NON REPAT))		17	2916	0	0	2916	0.02	2916	0	2916	0.0153	0	0.01	0	0.0000	0	0	2916
(e) Any Other(NON RESIDENT INDIANS (NRI))		16	70082	0	0	70082	0.37	70082	0	70082	0.3689	0	0.01	0	0.0000	0	0	70082
SUB TOTAL (B)(3)		31497	4553658	0	0	4553658	23.97	4553658	0	4553408	23.97	0	16.96	0	0	0	0	4445819
Total Public Shareholding (B) = (B)(1)+(B)(2)+(B)(3)		31536	5619080	0	0	5619080	29.57	5619080	0	5618830	29.57	0	22.57	0	0.0000	0	0	5497684

Details of the shareholders acting as persons in Concert including their Shareholding (No. and %): 0

Details of Shares which remain unclaimed may be given here along with details such as number of shareholders, outstanding shares held in demat/unclaimed suspense account, voting rights which are frozen etc.

Note:

(1) PAN would not be displayed on website of Stock Exchange(s).

(2) The above format needs to be disclosed along with the name of following persons:

Institutions/Non Institutions holding more than 1% of total number of shares.



Table IV - STATEMENT SHOWING SHAREHOLDING PATTERN OF THE NON PROMOTER - NON PUBLIC SHAREHOLDER

Category & Name of the shareholders (I)	PAN (II)	No. of Share holders (III)	No. of fully paid up equity Share held (IV)	Partly paid-up equity Share held (V)	No.s of shares underlying Depository Receipts (VI)	Total no. shares held (VII)= (IV)+(V)+(VI)	Shareholding % calculated as per SCRR,1957 As a % of (A+B+C2) (VIII)	Number of Voting Rights held in each class of securities (IX)			No. of Shares Underlying Outstanding convertible securities (including Warrants) (X)	Total Shareholding, as a % assuming full conversion of convertible securities(as a % of diluted share capital) (XI)=(VII)+(X) As a % of (A+B+C2)	Number of Locked in shares (XII)		Number of Shares pledged or otherwise encumbered (XIII)		Number of equity shares held in dematerialized form (XIV)	
								No of Voting Rights		Total as a % of (A+B+C)			No. (a)	As a % of total shares held (b)	No. (Not applicable) (a)	As a % of total shares held (Not applicable)		
								Class Equity x	Class Others y									Total
1 Custodian/DR Holder			0	0	0	0	0.0000	0	0	0	0.0000	0	0.0000	0	0.0000	NA	NA	0
2 Employee Benefit Trust (under SEBI (Share based Employee Benefit) Regulations, 2014)			0	0	0	0	0.0000	0	0	0	0.0000	0	0.0000	0	0.0000	NA	NA	0
Total Non Promoter-Non Public Shareholding (C)=(C)(1)+(C)(2)			0	0	0	0	0.0000	0	0	0	0.0000	0	0.0000	0	0.0000	NA	NA	0

Note
 (1) PAN would not be displayed on website of Stock Exchange(s).
 (2) The above format needs to disclose name of all holders holding more than 1% of total number of shares.
 (3) W.r.t. the information pertaining to Depository Receipts, the same may be disclosed in the respective columns to the extent information available.

Signature of Industrial Chemicals Ltd. with circular stamp.

Signature of Ramapapers Ltd. with circular stamp.

Signature of Nath Pull Paper Mills with circular stamp.