

NATH INDUSTRIES LIMITED

(Formerly Known as RAMA PULP AND PAPERS LIMITED)
CIN No. L21010MH1980PLC022820

Regd. Office: Nath House, Nath Road, Aurangabad-431 005, Maharashtra
Admn. Office: 1, Chateau Windsor, 86, Veer Nariman Road, Charchgate, Mumbai-400 020.
Tel.: 22875653/54, Website: www.nathindustries.com E-mail: info@nathindustries.com | investor@nathindustries.com

Date : 09.11.2023

The Secretary,
Bombay Stock Exchange Limited,
Phiroze Jeejeebhoy Towers,
Dalal Street, MUMBAI - 400 001

SCRIP CODE NO: 502587

Sub: Unaudited Financial Result for the quarter/half year ended 30th September, 2023

Pursuant to Regulation 33 of SEBI (Listing Obligation and Disclosure Requirements) Regulation, 2015, we are enclosing herewith the Unaudited Financial Results of the Company for the Quarter/half year ended 30th September, 2023, duly approved by the Board of Directors of the Company at its meeting held today i.e., on 09.11.2023.


We are also enclosing herewith a copy of Limited Review issued by Auditors of the Company as required under Regulation 33 of Listing Regulations.

We further wish to inform you that the meeting of the Board of Directors of the Company commenced at 03.30 p.m. & concluded at 04.00 p.m.

Kindly take on record of the same and acknowledge the receipt.

Thanking You.

Yours faithfully,
For NATH INDUSTRIES LIMITED



AUTHRISED SIGNATORY

Encl : As above

N.R.AGRAWAL & CO.
CHARTERED ACCOUNTANTS

209/B Crystal Plaza, New Link Road, Andheri(West), Mumbai -400053

N.R. Agrawal
B.Sc.(Hon.) F.C.A
Nischal Agrawal
B.Tech, Computers F.C.A

Tel No.: 66955551 & 66955552
66955553
E.Mail:nragrawalco@yahoo.com

Independent Auditor's Report on the Quarterly and Year to date Un-audited Standalone Financial Results of Nath Industries Limited pursuant to the Regulation 33 of the SEBI (Listing Obligations and Disclosure Requirements) Regulation, 2015 (as amended)

To,
The Board of Directors of Nath Industries Limited

Opinion

1. We have reviewed the accompanying statement of unaudited standalone financial results of **Nath Industries Limited** ("the company") for the quarter ended 30th September, 2023 and the year to date from 01st April 2023 to 30th September 2023 (the "Statement") attached herewith, being submitted by the company pursuant to the requirement of Regulation 33 of the SEBI (Listing Obligations and Disclosure Requirements) Regulations, 2015, as amended ("Listing Regulations").
2. This Statement, which is the responsibility of the Company's Management and approved by the Company's Board of Directors, has been prepared in accordance with the recognition and measurement principles laid down in Indian Accounting Standard 34, (Ind AS 34) "Interim Financial Reporting" prescribed under Section 133 of the Companies Act, 2013 as amended, read with relevant rules issued thereunder and other accounting principles generally accepted in India. Our responsibility is to express a conclusion on the Statement based on our review.
3. We conducted our review of the Statement in accordance with the Standard on Review Engagements (SRE) 2410, "Review of Interim Financial Information Performed by the Independent Auditor of the Entity" issued by the Institute of Chartered Accountants of India. This standard requires that we plan and perform the review to obtain moderate assurance as to whether the Statement is free of material misstatement. A review of interim financial information consists of making inquiries, primarily of persons responsible for financial and accounting matters, and applying analytical and other review procedures. A review is substantially less in scope than an audit conducted in accordance with Standards on Auditing and consequently does not enable us to obtain assurance that we would become aware of all significant matters that might be identified in an audit. Accordingly, we do not express an audit opinion.

**N.R.AGRAWAL & CO.
CHARTERED ACCOUNTANTS**

209/B Crystal Plaza, New Link Road, Andheri(West), Mumbai -400053


N.R. Agrawal
B.Sc.(Hon.) F.C.A
Nischal Agrawal
B.Tech, Computers F.C.A

Tel No.: 66955551 & 66955552
66955553
E.Mail:nragrawalco@yahoo.com

4. Based on our review conducted as above, nothing has come to our attention that causes us to believe that the accompanying Statement, prepared in accordance with the recognition and measurement principles laid down in the aforesaid Indian Accounting Standards ('Ind AS') specified under Section 133 of the Companies Act, 2013 as amended, read with relevant rules issued thereunder and other accounting principles generally accepted in India, has not disclosed the information required to be disclosed in terms of the Listing Regulations, including the manner in which it is to be disclosed, or that it contains any material misstatement.

For N. R. Agrawal & Co.
Chartered Accountants
ICAI Firm Registration no 100143W
NISCHAL
NANDKISHOR
AGRAWAL
NISCHAL AGRAWAL
Partner
Membership No. 138579
UDIN:- 23138579BGWIVM7634
Place:- Mumbai
Date: 09th November 2023.

Digitally signed by NISCHAL
NANDKISHOR AGRAWAL
Date: 2023.11.09 15:27:27
+05'30'



NATH INDUSTRIES LIMITED.

Statement of Assets and Liabilities as on 30th September 2023

(Rs in Lakhs)

Particulars	As on 30.09.2023 (Un-audited)	As on 31.03.2023 (Audited)
I EQUITY and Liabilities		
1) Shareholders' Funds		
(a) Capital	1,900.00	1,900.00
(b) Reserves and Surplus	22,807.55	22,419.24
	24707.55	24319.24
2) Non Current Liabilities		
(a) Financial Liabilities		
(i) Borrowings	4,327.71	3284.32
(ii) Deferred Sales Tax Liabilities as per Govt Scheme	3,010.82	3010.82
(b) Provision	582.61	557.95
(c) Deferred Tax Liabilities (Net)	2,309.82	2309.82
	10,230.96	9,162.91
3) Current Liabilities		
(a) Financial Liabilities		
(i) Borrowings	6,007.30	5,751.83
(ii) Trade Payble	2,669.40	2,781.10
(b) Other Current Liabilities	691.55	840.91
(c) Current Tax Liabilities	-	-
(d) Provision	481.13	392.89
	9,849.38	9,766.73
Total	44787.89	43248.88
II) Assets		
1) Non Current Assets		
Property,Plant and Equelement	23,151.70	20,531.62
Capital Work in Progress	5,387.08	5,946.06
Financial Assets		
(i)Investments	0.20	0.20
(ii) Loans and Advances	378.47	365.26
(iii) Other Financial Assets	681.76	654.96
Other Non Current Assets	1,970.88	2118.03
	31570.09	29616.13
2) Current Assets		
Inventories	4,205.84	4,747.90
Financial Assets		
Investments	1,109.22	751.45
Trade Receivable	5,806.51	5,518.12
Cash and Cash equivalents	34.29	14.47
Other Financial Assets	385.49	478.20
Other Current Assets	1,676.45	2,122.61
	13217.80	13632.75
Total	44787.89	43248.88


Place: Mumbai
Date: 09/11/2023

UPIN:- 2313 857ABG WIVM7634

NISCHAL
NANDKISHO
R AGRAWALDigitally signed by
NISCHAL
NANDKISHOR
AGRAWAL
Date: 2023.11.09
15:41:43 +05'30'

For NATH INDUSTRIES LIMITED



 DIRECTOR


Nath Industries Limited
Cash Flow Statement for the half year ending 30.09.2023
L21018N111960PLC022830


0

Particulars	For the Half Year ended 30th Sep 2023 (Un-audited)		For the Year Ended 31st Mar, 2023 (Audited)	
A. Cash flow from operating activities				
Net Profit after Tax		30.55		267.43
Adjustments for:				
Depreciation and amortisation	375.09		713.18	
Finance costs	378.46		501.06	
Tax Expenses	5.63		(240.97)	
Interest income	-		(85.70)	
Dividend Income	(10.67)		(10.68)	
Loss/ (Profit) on Sale of Investment	-		20.14	
		748.53		897.03
Operating profit / (loss) before working capital changes		779.08		1,164.45
Changes in working capital:				
Adjustments for (increase) / decrease in operating assets:				
Inventories	542.07		(587.19)	
Trade receivables	(288.40)		830.81	
Security Deposits	(25.79)		(239.12)	
Other non-Current Financial Assets	(1.00)		-	
Current Financial Assets	92.72		(337.87)	
Other Current Assets	446.15		(723.63)	
Other non-current Assets	-		1,322.40	
Adjustments for increase / (decrease) in operating liabilities:				
Trade payables	(111.71)		172.38	
Other current liabilities	(149.37)		(61.95)	
Net Income tax Paid	(5.65)		(279.94)	
Provision for Expenses / (Paid)	78.63		66.56	
Short Term Employee Benefits Paid	9.62		(1.23)	
Long Term Employee Benefits Paid	24.66		2.41	
Net cash flow from / (used in) operating activities (A)		1,391.01		1,328.09
B. Cash flow from investing activities				
Capital expenditure on fixed assets	(2,995.17)		(596.94)	
Change in Capital work in progress	558.98		(5,486.44)	
Change in Advance given for Land Development	(78.96)		-	
Change in Advance given for purchase of Land	4.49		44.63	
Loans and advances Given	(13.21)		(8.70)	
Capital Advances Paid	221.61		616.02	
Interest received	-		85.70	
Dividend Received	10.67		10.68	
Profit/(loss) on Sale of Asset	-		(20.14)	
		(2,291.59)		(5,355.18)
Net cash flow from / (used in) investing activities (B)		(2,291.59)		(5,355.18)
C. Cash flow from financing activities				
Increase in Long term Borrowings	1,043.39		2,094.20	
Increase in / (Repayment off) Deferred Sales Tax Liability	-		(483.08)	
Increase / (Repayment) of Short-term borrowings from Banks	255.47		2,866.31	
Finance cost	(378.46)	920.40	(501.06)	3,976
Net cash flow from / (used in) financing activities (C)		920.40		3,976.37
Net increase / (decrease) in Cash and cash equivalents (A+B+C)		19.82		(50.72)
Cash and cash equivalents at the beginning of the year		14.47		65.19
Cash and cash equivalents at the end of the year		34.29		14.47
Comprises: Cash and Cash Equivalents				
(a) Cash on hand		3.41		9.22
(b) Balances with banks in Current Accounts		30.88		5.25
		34.29		14.47

PLACE: MUMBAI
DATE: 09th November 2023

UDIN 1-23138579B4WIVM7634

NISCHAL
NANDKISHOR
R AGRAWAL
Digitally signed by
NISCHAL NANDKISHOR
AGRAWAL
Date: 2023.11.09
15:42:03 +05'30'



FOR NATH INDUSTRIES LIMITED
Akash Kagliwal
AKASH KAGLIWAL
(MANAGING DIRECTOR)

NATH INDUSTRIES LIMITED

UN-AUDITED STANDALONE FINANCIAL RESULTS FOR THE QUARTER AND SIX MONTHS ENDED 30TH SEPTEMBER 2023							(Rs in Lakhs)
PARTICULARS	FOR THE QUARTER ENDED			SIX MONTHS ENDED		YEAR ENDED	
	30/09/2023	30/06/2023	30/09/2022	30/09/2023	30/09/2022	31/03/2023	
	Un-audited	Un-audited	Un-audited	Un-audited	Un-audited	Audited	
1 Income from Operation							
Revenue from Operation	8,158.28	8,371.78	11,308.87	16,531.04	23,522.62	40,820.70	
Other Income	58.88	47.24	11.99	108.22	21.39	591.75	
Total Income from Operation	8,218.24	8,419.02	11,320.86	16,639.26	23,544.01	41,412.45	
2 Expenditure							
COST OF MATERIAL CONSUMED	4,812.05	5,079.87	7,385.74	9,891.92	16,304.12	27,444.01	
PURCHASE OF STOCK IN TRADE	4.85	-	36.90	4.85	36.90	493.85	
CHANGE OF INVENTORY	(48.84)	99.99	370.97	51.15	36.59	6.98	
EMPLOYEE BENEFITS COST	585.00	543.39	570.70	1,128.39	1,072.13	2,056.27	
FINANCE COST	243.07	135.39	142.20	378.46	275.70	501.06	
DEPRECIATION AND AMORTISATION EXPENSES	186.05	178.04	178.65	375.08	353.30	713.18	
OTHER OPERATING EXPENSES, ADMIN. & ESTABLISHMENT EXPENSES	2,410.08	2,361.13	2,784.31	4,771.21	5,285.78	10,174.72	
Total Expenditure	8,202.28	8,398.81	11,447.47	16,601.07	23,368.62	41,390.07	
3 Extra ordinary Item							
4 Profit from ordinary activities before Income Tax	15.98	20.21	(126.61)	38.19	177.49	22.38	
5 Current Tax Expense Provision	2.27	3.37	(38.88)	5.64	51.69	25.23	
6 Deferred tax Expense/(Income)	-	-	-	-	-	(268.19)	
7 Income tax Adjustment of earlier years	-	-	-	-	-	(4.07)	
8 Net Profit from ordinary activities after Tax	13.71	16.84	(89.75)	30.55	125.80	267.41	
9 Net Profit for the Period	13.71	16.84	(89.75)	30.55	125.80	267.41	
10 Other comprehensive income	111.99	245.78	(171.30)	357.77	(296.59)	(383.57)	
11 Net comprehensive Income for the period	125.70	262.62	(261.05)	388.32	(170.79)	(116.16)	
12 Paid up equity share capital (Face value per share Rs. 10/- each)	1,900.00	1,900.00	1,900.00	1,900.00	1,900.00	1,900.00	
13 Earnings per Share (of Rs.10 Each)							
(A) Basic & Diluted Earning per Share (in Rs.)	0.07	0.09	(0.47)	0.16	0.66	1.41	
(B) Basic & Diluted Earning per Share (in Rs.)	0.07	0.09	(0.47)	0.16	0.66	1.41	



SEGMENTWISE REVENUE RESULT

PARTICULARS	FOR THE QUARTER ENDED			SIX MONTHS ENDED		YEAR ENDED
	30/09/2023	30/06/2023	30/09/2022	30/09/2023	30/09/2022	31/03/2023
	Un-audited	Un-audited	Un-audited	Un-audited	Un-audited	Audited
1 Segment Revenue						
a) Sale of Paper	6,928.31	8,971.51	8,631.74	13,899.82	16,742.10	30,262.13
b) Sale of Chemical	1,230.95	1,400.27	2,583.39	2,631.22	6,888.78	10,047.80
c) Trading Activity	-	-	113.74	-	113.74	510.77
Total	8,159.26	8,371.78	11,308.87	16,531.04	23,522.62	40,820.70
Less: Inter Segment Revenue						
Net Segment Revenue	8,159.26	8,371.78	11,308.87	16,531.04	23,522.62	40,820.70
2 Segment Results						
a) Sale of Paper	350.25	119.44	96.58	469.69	161.42	348.13
b) Sale of Chemical	(91.20)	38.16	(73.73)	(55.04)	299.03	154.43
c) Trading Activity	-	-	(7.28)	-	(7.28)	20.88
Total	259.05	156.60	15.57	414.65	453.19	523.44
Less:						
a) Interest & Finance charges	243.07	135.39	142.20	378.46	275.70	501.06
b) Other Un Allocable (Income)/Exp.	-	-	-	-	-	-
Total Profit from Ordinary Activities Before Tax	15.98	20.21	(126.61)	36.19	177.49	22.38
3 Capital Employed						
Assets						
Paper	30,623.62	32,260.52	28,783.58	30,623.62	28,783.58	29,798.24
Chemical	14,184.27	14,194.43	12,289.83	14,184.27	12,289.83	13,450.64
Trading Activity	-	-	20.47	-	20.47	-
Total Assets	44,787.89	48,454.95	41,073.88	44,787.89	41,073.88	43,248.88
Liabilities						
Paper	14,047.78	15,912.08	13,077.21	14,047.78	13,077.21	14,895.64
Chemical	6,032.56	5,961.01	3,730.40	6,032.56	3,730.40	4,034.00
Trading Activity	-	-	0.67	-	0.67	-
Total Liabilities	20,080.34	21,873.09	16,808.28	20,080.34	16,808.28	18,929.64

Place: Mumbai
Date: 09/11/2023

UDIN: - 2313857984W1VM7634

NISCHAL
NANDKISHOR
HOR
AGRAWAL
Digitally signed
by NISCHAL
NANDKISHOR
AGRAWAL
Date:
2023.11.09
15:42:19 +05'30'



For NATH INDUSTRIES LIMITED

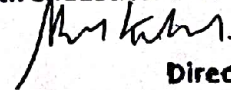
(Signature)
DIRECTOR

NOTES:

1. The Unaudited Financial Results of the Company for the quarter and six months ended 30th September 2023, Statement of Assets and Liabilities and Cash Flow statement for six months ended 30th September 2023 have been reviewed by the Audit Committee of the Board and approved by the Board of Directors at its meeting held on 09th November 2023.
2. We are pleased to inform that the commissioning of plant no 1 of Sulphuric Acid in Unit Nath Chemical with enhanced capacity of 320 TPD as well as the installation of new coating paper machine in unit Nath Paper has been successfully and satisfactorily completed in October 2023. The operating performance and result thereof will be reflected in coming quarters.
3. This statement has been prepared in accordance with the Companies (Indian Accounting Standards) Rules, 2015 (Ind AS) prescribed under Section 133 of the Companies Act, 2013 and the other recognized accounting practices and principles to the extent applicable.
4. The figures for the previous periods/year have been regrouped/recasted wherever considered necessary.

For NATH INDUSTRIES LIMITED

For Nath Industries Limited



Director

AKASH KAGLIWAL
DIRECTOR

Date: 09th November, 2023

UDIN:- 23138579B4WJVM7434

NISCHAL
NANDKISHOR
R AGRAWAL

Digitally signed by
NISCHAL
NANDKISHOR
AGRAWAL
Date: 2023.11.09
15:42:46 +05'30'

